



2017-2018 IUPUI JAGUARS BASKETBALL

IUPUI

SCHEDULE/RESULTS (11-17, 8-9 HORIZON)

Date	Opponent	Result/Time
Nov. 3	# Carroll Univ.	W, 65-56
Nov. 11	at Bradley	L, 53-68
Nov. 13	Anderson	W, 75-43
Nov. 17	at Eastern Illinois	L, 79-80
Nov. 21	Morehead State	W, 67-61
Nov. 28	at Western Illinois	L, 77-90
Dec. 2	at Ball State	L, 64-83
Dec. 6	SIUE	L, 81-82
Dec. 10	at No. 21/21 Purdue	L, 61-86
Dec. 16	at Washington State	L, 59-72
Dec. 18	at No. 12/12 Gonzaga	L, 71-101
Dec. 22	IU Kokomo	W, 87-76
Dec. 28	*at Northern Kentucky	L, 59-77
Dec. 30	*at Wright State	L, 52-60
Jan. 2	*at Green Bay	W, 67-63
Jan. 4	*UIC	L, 65-70
Jan. 10	*Milwaukee	W, 72-71
Jan. 12	*Green Bay	W, 67-61
Jan. 16	*Detroit Mercy	W, 81-66
Jan. 18	*at Cleveland State	L, 67-70
Jan. 20	*at Youngstown State	L, 62-85
Jan. 27	*at UIC	L, 62-71
Feb. 2	*at Detroit Mercy	L, 60-74
Feb. 4	*at Oakland	L, 74-82
Feb. 8	*Cleveland State	W, 78-73
Feb. 10	*Youngstown State	L, 80-84
Feb. 16	*at Milwaukee	W, 76-71 (ot)
Feb. 19	*Oakland	W, 74-67
Feb. 23	*Wright State	W, 66-56
Feb. 25	*Northern Kentucky	1:00 pm
Mar. 4	&HL Quarterfinals	tba
Mar. 5	&HL Semifinals	tba
Mar. 6	&HL Championship	tba

denotes exhibition
* denotes Horizon League games
& denotes Horizon League Tournament games

MEDIA COVERAGE

TV: ESPN3
Video Stream: ESPN3
Audio: none
Live Stats: IUPUIJags.com
Twitter: @IUPUIJags / @IUPUIMensBball

MBB CONTACT

Ed Holdaway - IUPUI Assistant AD
Email: eholdawa@iupui.edu
Twitter: @EdHoldaway
Cell: 317-908-2645

'03 NCAA TOURNAMENT, 2010 CBI

IUPUI (11-17, 8-9 HL) vs. NORTHERN KY. (21-8, 14-3 HL)

Sunday, February 25, 2018 • 1:00 p.m. • Indianapolis • Indiana Farmers Coliseum (6,800)



STAT BREAKDOWN

IUPUI (11-17, 8-9)	PPG	NKU (21-8, 14-3)
69.1	78.4	
73.0	65.6	
43.0%	48.0%	
47.0%	41.0%	
33.8 (-0.4)	36.6 (+3.6)	
35.5%	35.3%	
65.5%	73.1%	
14.1 (+0.8)	12.3 (+2.1)	
288	116	
	RPI	

SERIES BREAKDOWN

Overall:	1-5
Gardner vs. WSU:	0-1
in Highland Heights, Ky:	0-4
in Indianapolis:	1-1
neutral:	0-0
Last Meeting:	Dec. 28, 2017
Outcome:	NKU 77-59 (Highland Heights, Ky.)
Streak:	NKU has won 4
Quick Note:	The 2 teams played closed scrimmages against one another in Gardner's first two seasons

THE JAGUARS



PROBABLE STARTERS (based on last game)

No.	Name	Yr.	Pos.	Ht.	Hometown	PPG	RPG	APG	FG%	3FG%	FT%
10	Nick Rogers	So.	G	6-1	Indianapolis, Ind.	5.2	1.6	3.2	.325	.326	.714
22	D.J. McCall	Jr.	G	6-6	Fort Wayne, Ind.	6.7	4.2	1.9	.420	.270	.667
25	Ron Patterson	Sr.	G	6-2	Indianapolis, Ind.	10.5	3.2	1.8	.408	.370	.639
24	Evan Hall	Jr.	F	6-7	Hindman, Ky.	8.0	6.1	0.6	.449	---	.296
45	Aaron Brennan	Sr.	F	6-6	Noblesville, Ind.	12.6	4.4	1.7	.467	.350	.797

OFF THE BENCH

0	Jaylen Minnett	Fr.	G	6-1	Terre Haute, Ind.	7.2	1.3	1.2	.404	.414	.800
1	T.J. Henderson	Jr.	G	6-0	Indianapolis, Ind.	10.8	2.5	1.9	.426	.333	.828
12	Chad Hudson	So.	G	5-11	Jeffersonville, Ind.	1.3	0.1	0.3	.333	.000	.714
31	Maurice Kirby	Gr.	F	6-9	Chandler, Ariz.	4.7	4.0	0.5	.500	.000	.579
32	Elyjah Goss	R-Fr.	F	6-7	Bolingbrook, Ill.	3.8	3.6	0.4	.455	.308	.750
40	Evan Borgman	R-Fr.	F	6-9	Batesville, Ind.	1.0	0.6	0.0	.400	.000	.667

QUICK HITTERS

- IUPUI will cap the regular season on Sunday (Feb. 25) against Northern Kentucky, which has already captured a share of the league's regular season title. IUPUI has won three straight and four of its past five which includes wins over three teams in the top half of the league standings - Wright State, Oakland and Milwaukee. A win today would bring IUPUI to .500 in league play and make for a season-best four-game winning streak.
- Junior **Evan Hall** is the reigning Horizon League Player of the Week after posting 20 points, 11 rebounds and four blocked shots in last week's road victory at Milwaukee.
- IUPUI completed a clean sweep of the Wisconsin portion of the Horizon League schedule last Friday with a sweep of Milwaukee. The Jags also swept Green Bay in their inaugural Horizon League campaign.
- The Jaguars are ranked 60th in the country in turnovers forced (14.9 to/gm) and 85th nationally in steals (7/gm). Junior **D.J. McCall** is second in the Horizon League at 1.59 steals/game.
- In league play, senior **Aaron Brennan** (13.1 ppg) leads a balanced attack and is joined in double-digits by **T.J. Henderson** (10.4). Seven players average at least 6 points per game as **Ron Patterson** (9.8), **Evan Hall** (8.0), **Jaylen Minnett** (7.1), **D.J. McCall** (7.1) and **Nick Rogers** (6.1) make up the Jags' top seven. All seven of those individuals average between 20-29 minutes per game in Horizon League play.
- Aaron Brennan** is the lone IUPUI player to have started all 28 games this season. Gardner has used seven different combinations with nine different players having made at least one start. IUPUI used the group of Brennan, **Evan Hall**, **Nick Rogers**, **D.J. McCall** and **Ron Patterson** for 15 straight games before inserting redshirt freshman **Evan Borgman** for Patterson at Oakland on Feb. 4.
- IUPUI has opened the season 2-2 in all four years since Gardner took over and never gotten back to .500 at any point in the seasons. All four years, the Jags have begun at 2-2 and dropped the fifth and sixth games of the season.
- IUPUI made the move to the Horizon League in the offseason after spending 19 years at the Division I level as a member of The Summit League. The Jaguars were picked to finish tenth in the league according to the preseason polls and no member of the Jaguars' roster earned preseason plaudits.
- The Jaguars graduated their top three players from a season ago in seniors **Darell Combs** (16.8 ppg, 63 3's), **Matt O'Leary** (13.9 ppg, 6.1 rpg, 68 3's) and **Kellon Thomas** (9.5 ppg, 90 FT%). All three started all 32 games last season and Combs (Italy) and O'Leary (Spain) signed to play overseas this season.

2017-2018 ROSTER

NUMERIC ROSTER

##	Name	Pos.	Ht.	Wt.	Yr.	Hometown/High School (Previous)
0	Jaylen Minnett	G	6-1	180	Fr.	Terre Haute, Ind./Terre Haute South
1	T.J. Henderson	G	6-0	160	Jr.	Indianapolis, Ind./Scecina
4	Mike Sagay #	F	6-7	200	So.	Bloomfield, Conn./St. Thomas More (Boston College)
5	Camron Justice #	G	6-3	180	Jr.	Hindman, Ky./Knott County Central (Vanderbilt)
10	Nick Rogers	G	6-1	170	So.	Indianapolis, Ind./Traders Point Academy (Toledo)
12	Chad Hudson	G	5-11	175	So.	Jeffersonville, Ind./Jeffersonville / Don Bosco Prep
15	Ahmed Ismail #	C	7-1	260	Sr.	Cairo, Egypt/Nakhas Zagazig (Manhattan)
22	D.J. McCall	G	6-6	190	Jr.	Fort Wayne, Ind./Concordia Lutheran
24	Evan Hall	F	6-7	200	Jr.	Hindman, Ky./Knott County Central
25	Ron Patterson	G	6-2	200	Sr.	Indianapolis, Ind./Broad Ripple (Syracuse)
31	Maurice Kirby	F	6-9	240	Gr.	Chandler, Ariz./Basha (Loyola [Ill.])
32	Elyjah Goss	F	6-7	190	R-Fr.	Bolingbrook, Ill./Plainfield East
40	Evan Borgman	F	6-9	205	R-Fr.	Batesville, Ind./Jac-Cen-Del
45	Aaron Brennan	F	6-6	225	Sr.	Noblesville, Ind./Guerin Catholic
	Trevor Johnson #	G	6-2	170	Jr.	Flagstaff, Ariz./Flagstaff (Mesa [Ariz.] C.C.)

will sit out the 2017-18 season as a Division I transfer

COACHING STAFF

Head Coach:	Jason Gardner
Alma Mater:	Arizona, '11
Career Record:	(48-75; 4th season)
IUPUI Record:	(48-75; 4th season)
Conference Record:	(30-35; 4th season)
Associate Head Coach:	Matt Crenshaw
Alma Mater:	IUPUI, '04
Assistant Coach:	Roy Hairston
Alma Mater:	Purdue, '97
Assistant Coach:	Matt Bringman
Alma Mater:	Palm Beach Atlantic, '06
Senior Advisor:	Andy Fagan
Alma Mater:	Indiana, '01
Strength Coach:	Jason Quarles
Alma Mater:	IUPUI, '12

PRONUNCIATION GUIDE

Jaylen MINNETT	(min- NET)
ELYJAH Goss	(uh-lye- JUH)

RADIO / TV ROSTER



#0 - JAYLEN MINNETT
6-1 // Fr. // G
Terre Haute, Ind.



#1 - T.J. HENDERSON
6-0 // So. // G
Indianapolis, Ind.




#10 - NICK ROGERS
6-1 // So. // G
Indianapolis, Ind.



#12 - CHAD HUDSON
5-11 // So. // G
Jeffersonville, Ind.



#22 - D.J. McCALL
6-6 // Jr. // G
Fort Wayne, Ind.



#24 - EVAN HALL
6-7 // Jr. // F
Hindman, Ky.



#25 - RON PATTERSON
6-2 // Sr. // G
Indianapolis, Ind.



#31 - MAURICE KIRBY
6-9 // Gr. // F
Chandler, Ariz.



#32 - ELYJAH GOSS
6-7 // R-Fr. // F
Bolingbrook, Ill.



#40 - EVAN BORGMAN
6-9 // R-Fr. // F
Batesville, Ind.



#45 - AARON BRENNAN
6-6 // Sr. // F
Noblesville, Ind.



JASON GARDNER
Head Coach
4th season

CAREER DOUBLE-DIGIT PERFORMANCES/STARTS

Double-Digit Scoring Games

Name	Season	Career
Brennan	15	33
Goss	1	1
Hall	11	24
Henderson	17	30
Kirby	2	2
McCall	5	12
Minnett	7	7
Patterson	14	32
Rogers	3	3

20+ Point Scoring Games

Name	Season	Career
Brennan	3	3
Hall	1	2
Henderson	1	1
McCall	1	2

Double-Digit Reb. Games

Name	Season	Career
Brennan	1	2
Goss	1	1
Hall	6	9
McCall	0	3

Double-Doubles

Name	Season	Career
Brennan	1	2
Hall	3	5

Games Started

Name	Season	Career
Borgman	1	1
Brennan	28	70
Hall	27	61
Henderson	5	7
Kirby	1	1
McCall	25	62
Minnett	4	4
Patterson	26	36
Rogers	23	23

POLLS

Associated Press			Coaches		
Week 16 (Feb. 19)			Week 16 (Feb. 19)		
Rank	Team (1st)		Rank	Team (1st)	
1	Virginia (42)		1	Michigan State (20)	
2	Michigan State (19)		2	Virginia (8)	
3	Villanova (4)		3	Villanova (4)	
4	Xavier		4	Xavier	
5	Duke		5	Duke	
6	Gonzaga		6	Gonzaga	
7	Texas Tech		7	Texas Tech	
8	Kansas		8	Kansas	
9	Purdue		9	Purdue	
10	North Carolina		10	North Carolina	
11	Cincinnati		11	Cincinnati	
12	Auburn		12	Wichita State	
13	Wichita State		13	Auburn	
14	Arizona		14	Arizona	
15	Clemson		15	Ohio State	
16	Ohio State		16	Michigan	
17	Michigan		17	Clemson	
18	Rhode Island		18	Rhode Island	
19	Tennessee		19	Tennessee	
20	Nevada		20	Saint Mary's	
21	West Virginia		21	West Virginia	
22	Saint Mary's		22	Nevada	
23	Houston		23	Houston	
24	Middle Tennessee		24	Middle Tennessee	
25	Florida State		25	Arizona State	

MID-MAJOR TOP 25

February 19					
Rk	Team (1st)	Record	Pts.	Prev.	Conf.
1.	Gonzaga (31)	25-4	775	1	West Coast
2.	Louisiana	23-4	710	5	Sun Belt
3.	South Dakota	24-6	697	6	Summit
4.	Saint Mary's	25-4	639	3	West Coast
5.	ETSU	23-5	636	4	Southern
6.	South Dakota State	23-6	599	7	Summit
7.	Loyola Chicago	23-5	598	8	Missouri Valley
8.	New Mexico State	22-5	587	2	Western Athletic
9.	Charleston	22-6	485	10	Colonial
10.	Murray State	22-5	475	15	Ohio Valley
11.	Vermont	22-6	462	9	America East
12.	Buffalo	20-7	421	14	Mid-American
13.	Belmont	22-7	417	16	Ohio Valley
14.	UC Santa Barbara	20-6	348	11	Big West
15.	BYU	21-8	317	13	West Coast
16.	Montana	20-7	277	12	Big Sky
17.	UNC Greensboro	21-7	256	17	Southern
18.	Stephen F. Austin	22-5	214	20	Southland
19.	Bucknell	20-9	195	23	Patriot
20.	Wright State	20-8	129	NR	Horizon
21.	Northern Kentucky	19-8	112	19	Horizon
22.	Penn	19-7	102	25	Ivy League
23.	Toledo	19-8	92	21	Mid-American
24.	Utah Valley	19-8	73	NR	Western Athletic
25.	Rider	21-7	69	NR	Metro Atlantic

HORIZON LEAGUE

Horizon League Standings		
through Feb. 23		
Team	Overall (Pct.)	HL (Pct.)
Northern Kentucky	21-8 (.724)	14-3 (.824)
Wright State	21-9 (.700)	13-4 (.765)
UIC	17-13 (.567)	12-5 (.706)
Oakland	17-13 (.567)	9-8 (.529)
Milwaukee.....	15-15 (.500)	8-9 (.471)
IUPUI.....	11-17 (.393)	8-9 (.471)
Green Bay	11-19 (.367)	6-11 (.353)
Youngstown State.....	8-22 (.267)	6-11 (.353)
Cleveland State.....	8-22 (.267)	5-12 (.294)
Detroit Mercy	8-22 (.267)	4-13 (.235)

Upcoming Schedule		
Date	Game	Time
2/24	Green Bay at Detroit Mercy	2pm
	Milwaukee at Oakland	3pm
	Cleveland St. at Youngstown St.	7pm
2/25	Northern Ky. at IUPUI	1pm
	Wright St. at UIC	6pm

IUPUI Horizon League Award Winners		
Feb. 19	Evan Hall	Player of the Week
	(avg. 20 pts, 10 reb, 4 blk, 66.7 FG%)	

IUPUI in Horizon League Stats		
as of Feb. 23 [denotes NCAA ranking]		
Category	HL [Nat Rk.]	Stat
Scoring	8th	69.1 ppg
Scoring Defense.....	5th	73.0 ppg
Scoring Margin.....	7th	-3.9 ppg
Free Throw %	9th	65.5%
Field Goal %	8th	43.0%
Field Goal % Def	8th	47.0%
3Pt Field Goal %	2nd	35.5%
3Pt Field Goal % Def....	5th	35.1%
Rebounding Offense....	9th	33.8 rpg
Rebounding Defense ...	4th	34.1 rpg
Rebounding Margin	7th	-0.3 rpg
Blocked Shots	5th	3.6 bpg
Assists	8th	13.0 apg
Steals	t-4th [85th].....	7.0 spg
Turnover Margin.....	5th	+0.8/game
Assist/TO Ratio	t-8th	0.95 a/to
Offensive Rebounds....	2nd [69th]	11.7 rpg
Defensive Rebounds....	8th	22.1 rpg
3Pt Field Goals Made...	8th	7.1/game
Home Attendance.....	10th	1,017/game

Player	Horizon [Natl Rk.]	Stat
Aaron Brennan		
FT%	11th	79.7%
FG%	13th	46.7%
Scoring	17th	12.6 ppg

Evan Hall		
Off. Reb.	4th [95th]	2.6 rpg
Blocked Shots	9th	0.9 bpg
Rebounding	10th	6.1 rpg

T.J. Henderson		
FT%	t-5th	82.8%
Scoring	22nd	10.8 ppg

D.J. McCall		
Steals	2nd [95th]	1.6 spg
Off. Reb.	15th	1.7 rpg

Jaylen Minnett		
3FG%	4th	41.4%
3FG/Gm.	t-15th	1.7/game

Ron Patterson		
3FG/Gm.	t-7th	2.1/game
Steals	t-13th	1.1 spg
Blocked Shots	t-13th	0.7 bpg
3FG%	14th	37.0%
Scoring	t-24th	10.5 ppg

Nick Rogers		
Ast/TO Ratio	6th	1.56 ast/to
Assists	t-8th	3.2 apg

LAST TIME OUT

IUPUI extended its winning streak to three straight with Friday's 66-56 win over Wright State. Junior **T.J. Henderson** scored 10 of his team-high 12 points at the foul line and **D.J. McCall** and **Nick Rogers** added 11 points each. IUPUI held Wright State to just 33 percent from the floor and 26 percent from beyond the arc.

The Jags forced 17 WSU turnovers and outscored the Raiders 18-10 in points of turnovers. The IUPUI bench tallied 28 of the team's 66 points, keyed by Henderson (12 pts), **Jaylen Minnett** (7 pts, 2-2 3's) and **Elyjah Goss** (5 pts, 9 reb, 3 ast).

SEED WATCH

With one game remaining, IUPUI can finish as high as the No. 4 seed in the upcoming Horizon League Tournament and as low as the No. 6 seed. By finishing among the top six, the Jaguars will avoid having to play on Friday, and will now open the tourney on Sunday, Mar. 4.

DE-DE-DE-DEFENSE

It's amazing what a little defense will do. The Jaguars' defense has been the catalyst to the recent three-game winning streak, holding the last three foes to just 64-of-185 (34.6 percent) from the floor and 19-of-72 (26.4 percent) from deep. The 56 points allowed to Wright State on Friday were the fewest among IUPUI's Division I foes this season.

ONE HALL OF A NIGHT LEADS TO HL POTW

Junior **Evan Hall** had one of the best games of his career at Milwaukee last Friday, finishing with 20 points (10-of-15 FG), 10 rebounds and a career-high four blocked shots in the victory. It was Hall's fourth career double-double and he closed one point shy of his career-high in the scoring column. It was his eighth career game with at least 10 rebounds and the first time this season he's led the Jaguars in scoring.

Hall was later named Horizon League Player of the Week, becoming the first IUPUI player to ever earn the award.

HALL GOES BACK-TO-BACK

Junior **Evan Hall** recently posted back-to-back double-doubles for the first time in his career and became the first IUPUI player to post back-to-back double-doubles since **Marcelus Barksdale** had three-in-a-row from Dec. 18-23, 2013 (Nicholls State, at Indiana State, at SEMO).

BENCH NOTES

The IUPUI bench has been especially strong, averaging 25.1 points per game, including a season-high 43 at Oakland on Feb. 4. The past four years, the IUPUI bench has outscored opponents in 84 of 123 (68.3 percent) of its games, going 42-42 in those contests. Coming into today, the IUPUI bench has outscored the opponents' in seven straight games.

BENCH NOTES, PART II

For the year, IUPUI is getting 36.4 percent of its points from reserves, primarily keyed by **T.J. Henderson** and **Jaylen Minnett**. The Jags bench has hit for 40-or-more points in a game six times this season.

BENCH NOTES, PART II

IUPUI's top scorer has been a reserve 11 times this season. Four different players have contributed to those seven occasions.

Patterson (1): at Ball State (14 pts)
Kirby (1): at Purdue (16 pts)
Minnett (3): at Wright St. (11 pts), at UDM (12 pts), at Oakland (16 pts)
Henderson (6): at Gonz (18 pts), IUK (19 pts), at GB (13 pts), CSU (19 pts), YSU (22 pts), WSU (12 pts)

SINCE OAKLAND

Since the second half of the Oakland game (Feb. 4), junior **T.J. Henderson** has been on a tear. He scored 14 points in the second half at Oakland and followed with back-to-back career-high efforts of 19 against Cleveland State (Feb. 8) and 22 against Youngstown State (Feb. 10). The past six games, Henderson is averaging 14.8 points and shooting 51 percent (26-of-51) from the field and 88.2 percent (30-of-34) from the foul line.

FREE MONEY?

IUPUI is shooting just 65.5 percent from the foul line this season, which would threaten the program's lowest mark in the Division I-era. The current lowest mark is 65.4 percent from 2008-09. The lowest single-season on record was a 62.7 percent mark in 1976-77.

NO. 1 FOR 6TH

Henderson is making a compelling case for Horizon League Sixth Man of the Year honors, leading the league in scoring (10.4 ppg) among those who have yet to start a game in league play. Wright State's Jaylon Hall (9.2 ppg) is a full point behind him at this juncture.

THEFT ALERT

Junior **D.J. McCall** is currently second in the Horizon League with 1.59 steals per game. The junior guard has 43 steals this season, surpassing his career total of 41 entering this season in 63 games.

ROSTER CHANGES

The IUPUI program had a few roster changes at the turn of the semester as one player departed the program and two others joined the Jaguars. Little used sophomore **Noah Thomas** left the program after having appeared in just two games in the first semester. Thomas, a 6-foot-9 center, totaled four points and four rebounds in eight total minutes.

On the flip side, the Jaguars brought in a pair of transfers as **Mike Sagay** (Boston College) and **Trevor Johnson** (Mesa [Ariz.] C.C.) joined the program. Sagay, a 6-foot-7 forward, comes to IUPUI with two-and-a-half years of eligibility, after having played 15 games at Boston College last season. A 3-star recruit, Sagay was ranked among Connecticut's top players as a senior at St. Thomas More High School.

Johnson, a 6-foot-2 guard, comes to IUPUI with two years of eligibility remaining. Johnson was an All-State performer while at Flagstaff [Ariz.] High School before attending Mesa Community College.

Both are able to begin practice with the team immediately.

STARTER NOTES

In the early portion of the season, head coach **Jason Gardner** continued to tweak the Jaguars' starting five, using six different quintets. For the year, senior **Aaron**

Brennan is the lone Jag to have started all 28 games and **Evan Hall** is next with 27 starts. Nine of the Jaguars' 11 players have one start this season with freshman **Evan Borgman** getting the nod at Oakland.

The group of Brennan, Hall, **Ron Patterson**, **D.J. McCall** and **Nick Rogers** started 15 straight games (5-10) before Gardner inserted Borgman for Patterson at Oakland on Feb. 4.

WIN/LOSS SPLITS

In IUPUI's 11 wins, the Jags have shot 46.7 percent from the field and held foes to 39.5 percent overall and 28.6 percent from deep. In addition, the Jags have outrebounded opponents by 3.5 boards per game in the 11 wins.

In the Jaguars' 17 losses, IUPUI has shot just 40.7 percent overall and allowed opponents to shoot a robust 52.1 percent from the field and 40 percent from beyond the arc. In addition, IUPUI has been outrebounded by 2.8 boards per game in the 17 losses.

IN LEAGUE PLAY...

IUPUI has defended the three well in Horizon League play, yielding a league-low 31.4 percent from deep in 17 games. On the flip side, IUPUI is shooting 38 percent from deep in league play, led by Brennan (45.5) and Minnett (43.1). Patterson tops the team with 33 made 3's in league play while Minnett has 31.

IUPUI has made as many or more threes than their opponents in 13 of 17 league games thus far.

MAKE SHOTS, WIN GAMES

The most telling number of outcomes of games under head coach **Jason Gardner** has simply been field goal percentages.

IUPUI is 44-8 (.846) in games in which the Jaguars have shot a better percentage than opponents and just 4-67 (.056) when being outshot.

The Jan. 10 Milwaukee win is the only time this season IUPUI has been outshot and won the game.

GETTING LOOKS

Two areas where IUPUI has excelled this season are offensive rebounding (60th nationally - 12 rpg) and forcing turnovers (60th nationally - 14.8 to/g).

Because of those numbers, IUPUI has attempted 108 more shots than their foes for the year, good for 3.9 shot attempts per game.

GRADE CHECK

Ten members of the IUPUI basketball team earned at least a 3.0 grade point average during the fall semester - **Evan Borgman**, **Aaron Brennan**, **Elyjah Goss**, **Evan Hall**, **T.J. Henderson**, **Chad Hudson**, **Ahmed Ismail**, **Maurice Kirby**, **D.J. McCall** and **Noah Thomas**.

LEAGUE OPENERS

Head coach **Jason Gardner** is 3-1 in league openers, having won all three of his Summit League openers before losing his Horizon League opener at NKU.

1/4/15 - at Fort Wayne (63-58)
1/1/16 - at South Dakota (77-66)
12/31/16 - Western Illinois (89-71)
12/28/17 - at Northern Kentucky (59-77)

DOUBLE-DIGIT COUNT

T.J. Henderson has a team-high 17 double-digit scoring games this season while **Aaron Brennan** is next in line with 15 games in dubs.

SNAPPED AT 13

Senior **Ron Patterson** opened the year making at least one three in 13 straight games - his longest stretch of his college career. His longest streak last season was 10 straight games from Jan. 5-Feb. 8.

DEFENDING THE TREY

The Jaguars struggled to defend the three-point line during the non-league schedule, yielding 36.5 percent. Below are some instances of the Jaguars' woes, both individually and collectively:

at Bradley (57.1%) - Nate Kennell (5-of-9)
at EIU (45.0%) - Terrell Lewis (7-of-9)
at WIU (58.8%) - Kobe Webster (5-of-7)
vs. SIUE (68.8%)

TOUGH THREE

IUPUI endured arguably the toughest three-game stretch in program history with road games at No. 21 Purdue (L, 61-86), at Washington State (L, 59-72) and at No. 12 Gonzaga (L, 71-101). The losses at Purdue and Gonzaga dropped IUPUI to 0-17 all-time against nationally ranked foes.

In the non-conference slate, IUPUI had the nation's 50th toughest schedule (hardest in the Horizon League) according to KenPom.com.

FIVE KEY NUMBERS

Below are five key numbers from the Jaguars' win over Wright State.

19-21: Juniors **T.J. Henderson** (10-of-10) and **D.J. McCall** (9-of-11) were on point at the free throw line, scoring 19 of their 23 combined points at the stripe

18: IUPUI scored 18 points off 17 WSU turnovers while committing a season-low nine turnovers

9: Freshman **Elyjah Goss** grabbed a season-high nine defensive boards; the most by an IUPUI player this season

33.3%: Wright State was held to 33 percent shooting, including just 31.8 percent after the break

28: Points scored by the Jaguars' four reserves on Friday

O-FOR-RANKED

IUPUI has never defeated a ranked opponent, going 0-17 versus the ranked in the program's Division I era. Below is a listing of those 17 results, 12 of which were true road games.

The Jaguars' average margin of defeat is 21.2 points per game in the 17 total losses:
12/13/99 at #2 Arizona L, 41-70
12/15/01 vs. #20 Ball State L, 81-103
3/21/03 vs. #2 Kentucky L, 64-95 // NCAA - Nashville, TN
12/13/03 at #25 Dayton L, 59-61
12/18/04 at #18 Louisville L, 60-80
11/10/07 at #11 Marquette L, 68-78
12/14/08 vs. #20 Arizona St. L, 58-59 (ot) Phoenix, Ariz.
11/14/10 at #12 Gonzaga L, 56-86
11/21/10 vs. #25 San Diego State L, 46-61 Oxford, Ohio

SERIES HISTORY				
NORTHERN KY.				
(1-5)				
Date	Loc	Score	W/L	
12-16-81	A	57-81	L	
12-15-82	H	83-71	W	
1-17-83	A	46-61	L	
1-17-84	H	72-79	L	
12-19-84	A	68-82	L	
12-28-17	A	59-77	L	

NEWS, NOTES & STORYLINES (CONT.)

12/9/10 at #2 Ohio State L, 64-75
 12/22/10 vs. #7 San Diego State L, 54-56 Las Vegas, Nev.
 12/7/11 at #5 Louisville L, 60-90
 11/12/12 at #5 Michigan L, 54-91
 12/7/15 at #11 Purdue L, 53-80
 12/28/15 at #9 Butler L, 54-92
 12/10/17 at #21 Purdue L, 61-86
 12/18/17 at #12 Gonzaga L, 71-101

AT THE HORN

Winning games at the horn has been a staple of head coach **Jason Gardner's** squads. Since Gardner took over, IUPUI has won five games in the closing seconds, including three as time expired:

P.J. Boutte 15' floater at the horn vs. Ball State (71-69 / Nov. 22, 2014)
Marcellus Barksdale layup at the horn at IPFW (84-82 / Jan. 23, 2016)
Jordan Pickett wing 3 with :02 vs. NDSU (73-72 / Jan. 31, 2016)
Darell Combs wing J with :01.5 vs. SDSU (85-83 / Jan. 18, 2017)
Evan Hall layup at the horn vs. Milwaukee (72-71 / Jan. 10, 2018)

FRESH STARTS

In the season opener at Bradley, true freshman **Jaylen Minnett** became the first IUPUI true rookie to start his debut since **Alex Young** did so against Northeastern in 2008.
 Minnett had five points, two boards and an assist in his IUPUI debut.

JAGS LOCK UP RAVENS

While head coach **Jason Gardner** has preached defense in the preseason, the win over Anderson was especially impressive in that IUPUI held the Ravens to just 43 points. The 43 were the fewest by a foe since Gardner took over the program and just the second time an IUPUI opponent tallied less than 50 in the Gardner-era (49 vs. Denver on Jan. 10, 2015).

The 43 points allowed was the lowest total by an IUPUI opponent since holding Western Illinois to 42 on Feb. 6, 2010.

FULL STRENGTH

The Nov. 21 Morehead State game was the first time all season the Jags were at full strength. **Evan Hall**, **D.J. McCall** and **Nick Rogers** all missed time in the season's first three games.

IUPUI has nine scholarship players available this season with three other scholarship student-athletes sitting out as Division I transfers.

GRADS

The IUPUI roster boasts four graduates this season as **Maurice Kirby** completed his degree at Loyola (Ill.) and is pursuing his master's in sports journalism. In addition, junior guard **D.J. McCall** completed his undergraduate work in three years and is now pursuing his master's degree at IUPUI. **Aaron Brennan** and **Ron Patterson** completed their degree requirements during the fall semester.

TRENDING

When head coach **Jason Gardner** took over the IUPUI program prior to the 2014-15 season, he knew it was going to be a lengthy rebuild. The Jags were on the heels of back-to-back 6-26 seasons and 300+ RPI finishes. As expected, Gardner has had IUPUI steadily rising since his takeover:

	Record	RPI	Final Sagarin
2012-13:	6-26	329	332
2013-14:	6-26	322	332
2014-15:	10-21	257	278
2015-16:	13-19	191	226
2016-17:	14-18	217	202

SIXTH OLDEST

Unofficially, senior swingman **Ron Patterson** is the sixth-oldest player in all of college basketball this season, having turned 25 on Jan. 24 of this season. Here is a quick rundown of those older than him going into the season with their ages as of Nov. 10, 2017:

Josh Boutte (Sam Houston St.); 25 years, 307 days
 Gibson Johnson (Hawaii); 25 years, 273 days
 Zach Nelson (Utah Valley); 25 years, 143 days
 Isaac Neilson (Utah Valley); 24 years, 352 days
 Kyle Brown (Cornell); 24 years, 345 days
Ron Patterson (IUPUI); 24 years, 296 days

HOOSIER MADE

IUPUI has the second-most Indiana-natives of any team in the country with nine, trailing only Ball State. Of the nine Indiana natives, four are from the Indianapolis-area in **Aaron Brennan**, **T.J. Henderson**, **Ron Patterson** and **Nick Rogers**.

NEW LEAGUE, OLD RIVALS

Although IUPUI will be in year one of Horizon League play, that doesn't mean there won't be some recognizable foes in league play.

The most recognizable will be longtime Mid-Con/Summit foe Oakland University, which IUPUI played 36 times between 1998 and 2013 as league foes. Oakland leads the all-time series 25-16, which includes five meetings in the mid-/late 70's.

Another former league foe in the Horizon League is Youngstown State, which IUPUI played six times from 1999-2001 before the Penguins moved leagues. YSU is 8-1 all-time against IUPUI, which includes three meetings from the mid-/late 70's.

Another familiar face is Wright State head coach Scott Nagy, who was the longtime leader of the South Dakota State program before taking over the Raiders a couple seasons ago. While at the helm of the SDSU program, Nagy was 13-7 against the Jaguars.

BRING 'EM ON

IUPUI added a new assistant coach in the offseason as **Matt Bringman** joined the Jaguars' staff, replacing Scott Gillespie. Bringman came to IUPUI from South Plains (Texas) College where he helped the Texans to a 2-year record of 53-11 and 28-4 in conference play. South Plains was 3rd at 2017 NJCAA National Championships in Hutchinson, Kan.

Bringman helped a number of players to the D1 ranks, including Jordan Brangers (Western Ky.), Raquan Mitchell (Colorado St.), Shawntrez Davis (Nevada) & Josh Webster (Texas Tech).

OVERSEAS ADVENTURES

IUPUI's top two players from a season ago - seniors **Darell Combs** and **Matt O'Leary** - are both continuing their playing careers overseas this winter.

Combs inked a deal in early September to play for the Roseto Sharks in Italy's second division. Combs had an NBA workout with the Washington Wizards before ultimately seeking employment overseas.

O'Leary signed in late July to continue his career with Penas Huesca in the LEB Gold - Spain. LEB Gold is the 2nd division in Spain and known as one of the top leagues in Europe.

In addition, former Jaguars **Alex Young** and **Robert Glenn** are also continuing to play overseas.

NEW SIGNEES

IUPUI inked a pair at the start of the fall signing period, adding size in 6-foot-7 **Jack Hansen** (Noblesville, Ind./Guerin Catholic) and 6-foot-10 **Brandon Kenyon** (Caledonia, Ontario/RISE Prep).

Hansen played AAU with Team Blaze Select and was Gardner's first commitment of the 2018 class and chose IUPUI over interest from Valpo, Indiana State and Wright State. He averaged 19 points and nine rebounds per game as a junior and is among the state's top players heading into this season.

Kenyon played AAU with UPLAY Canada and excelled on the Nike EYBL circuit last summer. His UPLAY squad boasts Florida, Central Arkansas and Loyola signees while The RISE Prep program is expected to be among the best in the Ontario Scholastic Basketball Association (OSBA).

UNIVERSITY QUICK FACTS

Location Indianapolis, Ind.
Founded 1969
Nickname Jaguars
Colors Red, gold & black
Enrollment 30,690
Affiliation NCAA Division I
Conference The Horizon League
Home Facility (Cap.) Indiana Farmers Coliseum (6,800)
Chancellor Dr. Nasser Paydar
Athletics Director Dr. Roderick Perry
Website www.IUPUIJags.com
Twitter @IUPUIJaguars
Athletics Phone (317) 278-5247
Mailing Address 1000 Waterway Blvd.
 Indianapolis, IN 46202

BASKETBALL HISTORY

First Yr. of basketball 1972
Seasons of basketball 46th
Seasons of Division I basketball 20th
Division I (1998-pres.) Record 248-266 (.481)
NCAA Appearances 1
Last NCAA Appearance 2003
Last Postseason Appearance 2010 (CBI - Second Round)

UNIVERSITY NOTES

ABOUT THE UNIVERSITY

IUPUI is a public research university located in downtown Indianapolis that is the result of a merger of the Purdue Indianapolis Extension Center (1946) and Indiana University Indianapolis (1916). The merger was completed in 1969 and athletics began in 1972.

The university offers more than 200 degree programs and boasts an enrollment over 30,000 (22,000 undergrad and 8,000 postgrad). The university also boasts an endowment of more than \$850 million.

The university is ranked among the Top 200 "National Universities" and ranked 7th for "Up and Coming Schools." U.S. News has ranked IUPUI among the nation's elite for 13 straight years.

ATHLETIC PROWESS

IUPUI was a primary beneficiary of the 1987 Pan-American Games in Indianapolis and continues to boast some world renowned facilities.

The IU Natatorium is located on the IUPUI campus and is among the best swimming & diving facilities in the world. It has hosted the U.S. Olympic Team Trials four different times and 12 NCAA National Championship meets. In addition, the 2017 World Juniors were held at IUPUI and 16 world records have been set in the Natatorium water.

Adjacent west is the Michael A. Carroll Track & Soccer Stadium which has hosted several USA Outdoor Track & Field Championships and NCAA Championships, along with the 1988 US Olympic Trials. Florence Griffith-Joyner set the 100m world record of 10.49 on the track.

In basketball circles, IUPUI is best known as the long-time host of the Nike All-American Camp, which was held on campus for two decades. The nation's top prep players and coaches from every level converged on campus for two weeks each summer in what was considered the elite college recruiting event of the year. Alum included LeBron James, Chris Webber, Allen Iverson, Kevin Garnett, Jason Kidd and Paul Pierce, among many others.

GEORGE HILL

IUPUI's best known basketball alum is current NBAer **George Hill**, who is in his tenth year in the league this season. Hill was originally drafted by the San Antonio Spurs (1st rd., 26th overall) in 2008.

He's played for the Spurs (2008-11), Indiana Pacers (2011-16), Utah Jazz (2016-17) and Sacramento Kings (2017-18) before recently being traded to the Cleveland Cavaliers. Hill has played in more than 600 games and made nearly 400 starts in his NBA career.

2017-2018 MISCELLANEOUS STATISTICS

IUPUI'S RECORD WHEN...

	'17-18	2018	Under
	Overall	HL	Gardner
Home:	9-3	6-2	30-17
Away:	2-14	2-7	17-54
Neutral:	0-0	0-0	1-4
Overtime:	1-0	1-0	5-6
Lead @ Halftime:	6-3	4-2	35-12
Trail @ Halftime:	3-14	2-7	9-60
Tied @ Halftime:	2-0	2-0	4-3
Leading w/ 5:00 left:	10-2	7-1	40-6
Trailing w/ 5:00 left:	0-14	0-8	3-65
Tied w/ 5:00 left:	1-1	1-0	5-4
Shooting 50% or better:	4-2	2-0	22-3
Shooting 40-50%:	6-7	5-6	24-35
Shooting less than 40%:	1-8	1-3	2-37
Shooting better % than opp.	10-1	7-0	44-8
Shooting worse % than opp.	1-16	1-9	4-67
Scoring less than 60:	0-4	0-2	3-26
Score 60-69 pts:	4-7	3-5	8-27
Score 70-79 pts:	5-4	4-1	18-15
Score 80-89 pts:	2-2	1-1	16-7
Score 90+ pts:	0-0	0-0	3-0
Opp. scores less than 60:	3-0	2-0	10-5
Opp. scores 60-69 pts:	4-2	3-1	18-14
Opp. scores 70-79 pts:	4-6	3-5	12-27
Opp. scores 80-89 pts:	0-7	0-3	8-19
Opp. scores 90+ pts:	0-2	0-0	0-10
Commit less TO than opp.	4-9	2-4	23-31
Commit more TO than opp.	4-8	3-5	22-41
Commit same TO as opp.	3-0	3-0	3-3
Outrebound opponent:	7-6	5-4	30-22
Outrebounded:	3-10	3-4	16-50
Rebounding is equal:	1-1	0-1	2-3
Bench outscores opp.:	10-11	7-7	42-42
Bench is outscored:	1-5	1-2	6-28
Bench scoring is equal:	0-1	0-0	0-5
Hit more FT than opp.:	6-4	5-2	29-12
Hit less FT than opp.:	5-12	3-6	18-60
Hit same FT as opp.:	0-1	0-1	1-3
Hit more 3's than opp.:	5-7	4-6	22-28
Hit less 3's than opp.:	3-9	2-2	20-38
Hit same 3's as opp.:	3-1	2-1	6-9
Decided by 5 pts or less:	4-5	4-3	21-19
Decided by 6-10 points:	4-3	3-3	8-21
Decided by 10+ points:	3-9	1-3	19-35
In home whites:	9-3	6-2	31-17
In road blacks:	2-7	2-4	4-22
In road reds:	0-7	0-3	13-36
7 in double-digits:	0-0	0-0	1-0
6 in double-digits:	0-0	0-0	1-0
5 in double-digits:	0-0	0-0	5-3
4 in double-digits:	4-1	3-0	15-8
3 in double-digits:	3-8	2-3	13-24
2 in double-digits:	4-6	3-5	11-32
1 in double-digits:	0-2	0-1	2-6
0 in double-digits:	0-0	0-0	0-2
On Mondays:	2-1	1-0	3-8
On Tuesdays:	3-1	2-0	3-10
On Wednesdays:	1-1	1-0	7-9
On Thursdays:	1-3	1-3	4-12
On Fridays:	4-2	3-1	8-6
On Saturdays:	0-7	0-4	19-25
On Sundays:	0-2	0-1	4-6
In November:	2-3	0-0	8-17
In December:	1-7	0-2	10-22
In January:	4-4	4-4	17-16
In February:	4-3	4-3	12-17
In March:	0-0	0-0	1-3

TIMES LED

Player	Pts.	Reb.	Ast.	Stl.	Blk.	GAMES WITH							TOTAL	
						10+ Pts.	20+ Pts.	10+ Reb.	3+ Ast.	3+ Blk.	3+ Stl.	3+ 3's	Dunks	Dbl-Dbls
0-Minnett	3/3	0/0	2/2	1/1	1/1	7/7	0/0	0/0	1/1	0/0	0/0	6/6	0/0	0/0
1-Henderson	5/8	1/2	6/13	5/23	3/7	17/30	1/1	0/0	8/17	0/0	4/8	1/5	0/2	0/0
10-Rogers	0/0	0/0	15/15	2/2	1/1	3/3	0/0	0/0	15/15	0/0	0/0	1/1	2/2	0/0
12-Hudson	0/0	0/0	0/0	0/0	0/0	0/0	0/0	0/0	0/0	0/0	0/0	0/0	0/0	0/0
22-McCall	2/6	5/14	7/15	12/24	4/9	5/12	1/2	0/3	7/16	0/0	6/7	2/3	11/22	0/0
24-Hall	1/3	12/24	0/1	4/9	12/29	11/24	1/2	6/9	0/3	1/4	1/1	0/0	1/11	3/5
25-Patterson	6/12	2/2	5/12	6/19	7/13	14/32	0/0	0/0	9/18	1/1	2/7	11/21	7/16	0/0
31-Kirby	1/1	2/2	0/0	1/1	5/5	2/2	0/0	0/0	0/0	0/0	0/0	0/0	2/2	0/0
32-Goss	0/0	3/3	1/1	2/2	4/4	1/1	0/0	1/1	1/1	1/1	0/0	0/0	14/14	0/0
40-Borgman	0/0	0/0	0/0	0/0	0/0	0/0	0/0	0/0	0/0	0/0	0/0	0/0	1/1	0/0
45-Brennan	11/15	4/6	1/6	4/14	7/23	15/33	3/3	1/2	5/9	1/2	1/4	4/5	1/5	1/2

totals listed by season/career

SPECIALTY STATS (IUPUI/OPP)

PP = Points in the Paint; POT = Points off Turnover; 2nd = 2nd Chance Points; BP = Bench Points

Opponent	Result	PP	POT	2nd	BP	Largest Lead	Largest Deficit	Lead Changes	Lead Ties
# Carroll University	W, 65-56	34/20	32/4	14/15	14/15	14	5	6	4
at Bradley	L, 53-68	18/20	13/13	14/10	5/34	3	18	3	1
Anderson University	W, 75-43	38/18	27/12	12/5	24/11	33	-	0	0
at Eastern Illinois	L, 79-80	42/33	11/19	9/12	4/20	7	3	9	13
Morehead State	W, 67-61	24/30	16/12	8/6	17/8	11	-	0	1
at Western Illinois	L, 77-90	34/32	22/11	20/3	28/26	2	28	1	1
at Ball State	L, 64-83	28/40	15/19	6/14	40/28	1	28	2	0
SIUE	L, 81-82	38/22	21/10	12/9	21/21	9	10	12	9
at Purdue	L, 61-86	26/36	16/23	7/7	42/27	9	32	5	2
at Washington State	L, 59-72	22/36	9/12	11/9	25/15	2	19	1	1
at Gonzaga	L, 71-101	38/48	8/15	11/6	40/61	-	30	0	0
IU Kokomo	W, 87-76	54/28	16/14	15/11	42/14	13	9	10	5
*at Northern Kentucky	L, 59-77	26/38	15/14	13/8	18/26	9	19	1	2
*at Wright State	L, 52-60	18/22	14/13	3/5	21/17	6	10	5	0
*at Green Bay	W, 67-63	36/26	16/14	11/7	26/6	11	8	3	1
*UIC	L, 65-70	36/30	24/14	6/6	20/16	13	7	1	4
*Milwaukee	W, 72-71	20/36	15/8	14/15	16/14	6	8	8	7
*Green Bay	W, 67-61	26/30	7/19	15/17	21/23	16	2	2	2
*Detroit Mercy	W, 81-66	30/22	11/21	15/9	27/21	23	-	0	1
*at Cleveland State	L, 67-70	34/36	17/21	11/9	17/15	1	17	6	4
*at Youngstown State	L, 62-85	26/38	15/23	12/20	25/24	2	24	1	0
*at UIC	L, 62-71	22/40	15/19	5/8	11/17	8	12	10	4
*at Detroit Mercy	L, 60-74	30/28	13/23	11/10	23/0	-	18	0	0
*at Oakland	L, 74-82	26/40	8/17	15/12	43/20	1	17	2	1
*Cleveland State	W, 78-73	42/32	22/19	5/12	40/22	20	6	1	1
*Youngstown State	L, 80-84	32/36	13/19	9/2	37/26	-	15	0	3
*at Milwaukee	W, 76-71	48/36	12/9	22/15	23/10	13	4	3	6
*Oakland	W, 74-67	38/26	10/10	12/17	20/8	8	5	9	6
*Wright State	W, 66-56	18/20	18/10	0/10	28/16	10	4	8	8
*Northern Kentucky									
HL Tourney (3rd rd)									
HL Semifinals									
HL Finals									
Season Highs		54/48	27/23	22/20	43/61	33	30	12	13
Season Lows		18/18	7/8	0/2	4/0	-	-	-	-
Totals		870/879	419/433	304/274	704/546	-	-	103	84
Averages		31.1/31.4	15.0/15.5	10.9/9.8	25.1/19.5			3.7	3.0

WIN/LOSS MARGINS

Margin	W	L
1	1	1
2		
3		2
4	1	1
5	2	1
6	2	
7	1	
8		1
9		1
10	1	
11-15	1	4
16-20		2
21-30		3
30+	1	

2017-2018 IUPUI STATISTICS

THE STAT CREW SYSTEM IUPUI Combined Team Statistics (as of Feb 23, 2018) All games



RECORD:	OVERALL	HOME	AWAY	NEUTRAL
ALL GAMES	11-17	9-3	2-14	0-0
CONFERENCE	8-9	6-2	2-7	0-0
NON-CONFERENCE	3-8	3-1	0-7	0-0

##	Player	gp-gs	min	avg	Total		3-Point		F-Throw		Rebounds				pf	dq	a	to	blk	stl	pts	avg
					fg-fga	fg%	3fg-fga	3fg%	ft-fa	ft%	off	def	tot	avg								
45	BRENNAN, Aaron	28-28	769	27.5	133-285	.467	28-80	.350	59-74	.797	37	85	122	4.4	71	3	48	50	17	28	353	12.6
01	HENDERSON, T.J.	28-5	668	23.9	95-223	.426	35-105	.333	77-93	.828	15	54	69	2.5	53	0	54	69	6	29	302	10.8
25	PATTERSON, Ron	28-26	790	28.2	106-260	.408	60-162	.370	23-36	.639	16	73	89	3.2	62	2	51	41	20	32	295	10.5
24	HALL, Evan	27-27	605	22.4	93-207	.449	0-0	.000	29-98	.296	70	94	164	6.1	74	1	17	50	24	19	215	8.0
00	MINNETT, Jaylen	28-4	594	21.2	65-161	.404	48-116	.414	24-30	.800	11	24	35	1.3	41	0	34	39	1	14	202	7.2
22	McCALL, D.J.	27-25	730	27.0	66-157	.420	10-37	.270	40-60	.667	47	67	114	4.2	64	2	52	40	11	43	182	6.7
10	ROGERS, Nick	25-23	602	24.1	37-114	.325	15-46	.326	40-56	.714	6	34	40	1.6	48	0	81	52	1	12	129	5.2
31	KIRBY, Maurice	28-1	424	15.1	55-110	.500	0-1	.000	22-38	.579	37	75	112	4.0	58	1	13	27	8	9	132	4.7
32	GOSS, Elyjah	28-0	383	13.7	40-88	.455	4-13	.308	21-28	.750	36	66	102	3.6	42	0	12	15	11	10	105	3.8
35	THOMAS, Noah	2-0	8	4.0	1-1	1.000	0-0	.000	2-2	1.000	1	3	4	2.0	3	0	0	0	1	0	4	2.0
12	HUDSON, Chad	7-0	25	3.6	2-6	.333	0-3	.000	5-7	.714	0	1	1	0.1	7	0	2	2	0	0	9	1.3
40	BORGMAN, Evan	8-1	27	3.4	2-5	.400	0-1	.000	4-6	.667	2	3	5	0.6	2	0	0	3	0	0	8	1.0
Team											50	39	89		1		7					
Total.....		28	5625		695-1617	.430	200-564	.355	346-528	.655	328	618	946	33.8	526	9	364	395	100	196	1936	69.1
Opponents.....		28	5625		709-1509	.470	198-564	.351	427-575	.743	268	688	956	34.1	493	9	380	416	113	202	2043	73.0

TEAM STATISTICS	IUPUI	OPP
SCORING	1936	2043
Points per game	69.1	73.0
Scoring margin	-3.8	-
FIELD GOALS-ATT	695-1617	709-1509
Field goal pct	.430	.470
3 POINT FG-ATT	200-564	198-564
3-point FG pct	.355	.351
3-pt FG made per game	7.1	7.1
FREE THROWS-ATT	346-528	427-575
Free throw pct	.655	.743
F-Throws made per game	12.4	15.3
REBOUNDS	946	956
Rebounds per game	33.8	34.1
Rebounding margin	-0.4	-
ASSISTS	364	380
Assists per game	13.0	13.6
TURNOVERS	395	416
Turnovers per game	14.1	14.9
Turnover margin	+0.8	-
Assist/turnover ratio	0.9	0.9
STEALS	196	202
Steals per game	7.0	7.2
BLOCKS	100	113
Blocks per game	3.6	4.0
ATTENDANCE	12203	55783
Home games-Avg/Game	12-1017	16-3486
Neutral site-Avg/Game	-	0-0

Date	Opponent	Score	Att.
11/11/17	at Bradley	L 53-68	4936
11/13/17	ANDERSON	w 75-43	1175
11/17/17	at Eastern Illinois	L 79-80	769
11/21/17	MOREHEAD STATE	w 67-61	1012
11/28/17	at Western Illinois	L 77-90	589
12/02/17	at Ball State	L 64-83	3505
12/06/17	SIUE	L 81-82	809
12/10/17	at Purdue	L 61-86	13641
12/16/17	at Washington State	L 59-72	2240
12/18/17	at Gonzaga	L 71-101	6000
12/22/17	IU KOKOMO	w 87-76	615
* 12/28/17	at Northern Kentucky	L 59-77	4203
* 12/30/17	at Wright State	L 52-60	3649
* 01/02/18	at Green Bay	w 67-63	1932
* 01/04/18	UIC	L 65-70	815
* 01/10/18	MILWAUKEE	w 72-71	1002
* 01/12/18	GREEN BAY	w 67-61	827
* 01/16/18	DETROIT MERCY	w 81-66	807
* 01/18/18	at Cleveland State	L 67-70	1125
* 01/20/18	at Youngstown State	L 62-85	3222
* 01/27/18	at UIC	L 62-71	3373
* 02/02/18	at Detroit Mercy	L 60-74	1018
* 02/04/18	at Oakland	L 74-82	2710
* 02/08/18	CLEVELAND STATE	w 78-73	910
* 02/10/18	YOUNGSTOWN STATE	L 80-84	905
* 02/16/18	at Milwaukee	Wot 76-71	2871
* 02/19/18	OAKLAND	w 74-67	1063
* 02/23/18	WRIGHT STATE	w 66-56	2263

* = Horizon League game

Score by Periods	1st	2nd	OT	Totals
IUPUI	902	1022	12	1936
Opponents	973	1063	7	2043

2017-2018 IUPUI HORIZON LEAGUE ONLY STATISTICS

THE STAT CREW SYSTEM IUPUI Combined Team Statistics (as of Feb 23, 2018) Conference games only



RECORD:	OVERALL	HOME	AWAY	NEUTRAL
ALL GAMES	8-9	6-2	2-7	0-0
CONFERENCE	8-9	6-2	2-7	0-0
NON-CONFERENCE	0-0	0-0	0-0	0-0

#	Player	gp-gs	min	avg	Total		3-Point		F-Throw		Rebounds				pf dq		a		to blk		pts	avg
					fg-fga	fg%	3fg-fga	3fg%	ft-fa	ft%	off	def	tot	avg	pf	dq	a	to	blk	stl		
45	BRENNAN, Aaron	17-17	487	28.6	81-167	.485	20-44	.455	41-51	.804	22	59	81	4.8	42	1	30	33	9	17	223	13.1
01	HENDERSON, T.J.	17-0	367	21.6	58-138	.420	22-61	.361	39-45	.867	4	31	35	2.1	37	0	25	43	3	20	177	10.4
25	PATTERSON, Ron	17-16	472	27.8	60-151	.397	33-89	.371	14-26	.538	10	48	58	3.4	39	2	26	27	15	19	167	9.8
24	HALL, Evan	17-17	402	23.6	57-130	.438	0-0	.000	22-71	.310	56	69	125	7.4	46	1	11	32	17	17	136	8.0
22	McCALL, D.J.	17-17	473	27.8	41-98	.418	6-24	.250	33-45	.733	24	47	71	4.2	41	0	35	23	9	24	121	7.1
00	MINNETT, Jaylen	17-0	338	19.9	39-95	.411	31-72	.431	11-16	.688	3	15	18	1.1	21	0	18	26	0	7	120	7.1
10	ROGERS, Nick	17-17	419	24.6	27-77	.351	11-30	.367	38-51	.745	4	27	31	1.8	29	0	55	35	0	8	103	6.1
31	KIRBY, Maurice	17-0	240	14.1	28-58	.483	0-1	.000	12-23	.522	18	39	57	3.4	37	1	6	15	7	4	68	4.0
32	GOSS, Elyjah	17-0	219	12.9	18-41	.439	1-4	.250	8-13	.615	20	35	55	3.2	24	0	5	7	8	5	45	2.6
12	HUDSON, Chad	2-0	2	1.0	1-2	.500	0-1	.000	0-0	.000	0	0	0	0.0	0	0	0	0	0	0	2	1.0
40	BORGMAN, Evan	3-1	6	2.0	0-1	.000	0-0	.000	0-2	.000	1	0	1	0.3	0	0	0	0	0	0	0	0.0
Team											34	23	57					5				
Total.....		17	3425		410-958	.428	124-326	.380	218-343	.636	196	393	589	34.6	316	5	211	246	68	121	1162	68.4
Opponents.....		17	3425		418-928	.450	104-331	.314	261-345	.757	166	414	580	34.1	308	6	218	247	69	133	1201	70.6

TEAM STATISTICS	IUPUI	OPP
SCORING	1162	1201
Points per game	68.4	70.6
Scoring margin	-2.3	-
FIELD GOALS-ATT	410-958	418-928
Field goal pct	.428	.450
3 POINT FG-ATT	124-326	104-331
3-point FG pct	.380	.314
3-pt FG made per game	7.3	6.1
FREE THROWS-ATT	218-343	261-345
Free throw pct	.636	.757
F-Throws made per game	12.8	15.4
REBOUNDS	589	580
Rebounds per game	34.6	34.1
Rebounding margin	+0.5	-
ASSISTS	211	218
Assists per game	12.4	12.8
TURNOVERS	246	247
Turnovers per game	14.5	14.5
Turnover margin	+0.1	-
Assist/turnover ratio	0.9	0.9
STEALS	121	133
Steals per game	7.1	7.8
BLOCKS	68	69
Blocks per game	4.0	4.1
ATTENDANCE	8592	24103
Home games-Avg/Game	8-1074	9-2678
Neutral site-Avg/Game	-	0-0

Date	Opponent		Score	Att.
* 12/28/17	at Northern Kentucky	L	59-77	4203
* 12/30/17	at Wright State	L	52-60	3649
* 01/02/18	at Green Bay	W	67-63	1932
* 01/04/18	UIC	L	65-70	815
* 01/10/18	MILWAUKEE	W	72-71	1002
* 01/12/18	GREEN BAY	W	67-61	827
* 01/16/18	DETROIT MERCY	W	81-66	807
* 01/18/18	at Cleveland State	L	67-70	1125
* 01/20/18	at Youngstown State	L	62-85	3222
* 01/27/18	at UIC	L	62-71	3373
* 02/02/18	at Detroit Mercy	L	60-74	1018
* 02/04/18	at Oakland	L	74-82	2710
* 02/08/18	CLEVELAND STATE	W	78-73	910
* 02/10/18	YOUNGSTOWN STATE	L	80-84	905
* 02/16/18	at Milwaukee	Wot	76-71	2871
* 02/19/18	OAKLAND	W	74-67	1063
* 02/23/18	WRIGHT STATE	W	66-56	2263

* = Horizon League game

MOTOR CITY MADNESS

The 2018 Little Caesars Horizon League Men's & Women's Basketball Championship will take place March 2-6 at the brand new Little Caesars Arena in Detroit, Mich. Tickets can be purchased now at campus box offices or at Horizon-League.com.

Little Caesars Arena is located in the heart of The District Detroit, a 50-block, mixed-use development that unites eight world-class theaters, five neighborhoods and three professional sports venues in one vibrant, walkable destination for people who want to live, work and play in an exciting urban environment. Home to the Detroit Tigers, Detroit Red Wings, Detroit Pistons and Detroit Lions — The District Detroit represents the greatest density of professional sports teams in one downtown core in the country.



2017-2018 STATISTICAL SPLITS

Wins (11 total)

#	Player	gp-gs	min	avg	Total		3-Point		F-Throw		Rebounds				pf	dq	a	to	blk	stl	pts	avg
					fg-fga	fg%	3fg-fga	3fg%	ft-fa	ft%	off	def	tot	avg								
45	BRENNAN, Aaron	11-11	313	28.5	57-110	.518	14-30	.467	27-35	.771	16	46	62	5.6	27	0	24	23	7	10	155	14.1
01	HENDERSON, T.J.	11-2	263	23.9	42-81	.519	16-37	.432	30-34	.882	4	30	34	3.1	22	0	21	25	5	12	130	11.8
25	PATTERSON, Ron	11-11	310	28.2	37-89	.416	20-55	.364	13-19	.684	5	33	38	3.5	30	2	24	16	9	12	107	9.7
24	HALL, Evan	10-10	233	23.3	38-78	.487	0-0	.000	13-44	.295	29	41	70	7.0	28	1	5	20	15	10	89	8.9
22	McCALL, D.J.	11-10	311	28.3	30-69	.435	5-15	.333	22-33	.667	14	28	42	3.8	24	0	27	17	8	19	87	7.9
00	MINNETT, Jaylen	11-1	216	19.6	24-58	.414	16-37	.432	11-15	.733	2	10	12	1.1	10	0	13	12	1	4	75	6.8
10	ROGERS, Nick	10-9	234	23.4	17-51	.333	6-17	.353	16-24	.667	2	19	21	2.1	18	0	29	17	0	4	56	5.6
31	KIRBY, Maurice	11-1	166	15.1	24-45	.533	0-1	.000	7-14	.500	16	34	50	4.5	25	1	4	12	6	4	55	5.0
35	THOMAS, Noah	1-0	6	6.0	1-1	1.000	0-0	.000	2-2	1.000	1	3	4	4.0	3	0	0	0	1	0	4	4.0
32	GOSS, Elijah	11-0	146	13.3	15-27	.556	1-2	.500	10-14	.714	12	33	45	4.1	20	0	5	3	7	1	41	3.7
40	BORGMAN, Evan	2-0	14	7.0	2-4	.500	0-1	.000	2-2	1.000	1	2	3	1.5	2	0	0	3	0	0	6	3.0
12	HUDSON, Chad	2-0	13	6.5	0-1	.000	0-1	.000	5-6	.833	0	0	0	0.0	2	0	1	2	0	0	5	2.5
Team											15	15	30				2					
Total.....		11	2225		287-614	.467	78-196	.398	158-242	.653	117	294	411	37.4	211	4	153	152	59	76	810	73.6
Opponents.....		11	2225		242-613	.395	69-241	.286	155-219	.708	117	256	373	33.9	215	3	112	164	38	71	708	64.4

Losses (17 total)

#	Player	gp-gs	min	avg	Total		3-Point		F-Throw		Rebounds				pf	dq	a	to	blk	stl	pts	avg
					fg-fga	fg%	3fg-fga	3fg%	ft-fa	ft%	off	def	tot	avg								
45	BRENNAN, Aaron	17-17	456	26.8	76-175	.434	14-50	.280	32-39	.821	21	39	60	3.5	44	3	24	27	10	18	198	11.6
25	PATTERSON, Ron	17-15	480	28.2	69-171	.404	40-107	.374	10-17	.588	11	40	51	3.0	32	0	27	25	11	20	188	11.1
01	HENDERSON, T.J.	17-3	405	23.8	53-142	.373	19-68	.279	47-59	.797	11	24	35	2.1	31	0	33	44	1	17	172	10.1
00	MINNETT, Jaylen	17-3	378	22.2	41-103	.398	32-79	.405	13-15	.867	9	14	23	1.4	31	0	21	27	0	10	127	7.5
24	HALL, Evan	17-17	372	21.9	55-129	.426	0-0	.000	16-54	.296	41	53	94	5.5	46	0	12	30	9	9	126	7.4
22	McCALL, D.J.	16-15	419	26.2	36-88	.409	5-22	.227	18-27	.667	33	39	72	4.5	40	2	25	23	3	24	95	5.9
10	ROGERS, Nick	15-14	368	24.5	20-63	.317	9-29	.310	24-32	.750	4	15	19	1.3	30	0	52	35	1	8	73	4.9
31	KIRBY, Maurice	17-0	258	15.2	31-65	.477	0-0	.000	15-24	.625	21	41	62	3.6	33	0	9	15	2	5	77	4.5
32	GOSS, Elijah	17-0	237	13.9	25-61	.410	3-11	.273	11-14	.786	24	33	57	3.4	22	0	7	12	4	9	64	3.8
12	HUDSON, Chad	5-0	12	2.4	2-5	.400	0-2	.000	0-1	.000	0	1	1	0.2	5	0	1	0	0	0	4	0.8
40	BORGMAN, Evan	6-1	13	2.2	0-1	.000	0-0	.000	2-4	.500	1	1	2	0.3	0	0	0	0	0	0	2	0.3
35	THOMAS, Noah	1-0	2	2.0	0-0	.000	0-0	.000	0-0	.000	0	0	0	0.0	0	0	0	0	0	0	0	0.0
Team											35	24	59		1		5					
Total.....		17	3400		408-1003	.407	122-368	.332	188-286	.657	211	324	535	31.5	315	5	211	243	41	120	1126	66.2
Opponents.....		17	3400		467-896	.521	129-323	.399	272-356	.764	151	432	583	34.3	278	6	268	252	75	131	1335	78.5

Home (9-3)

#	Player	gp-gs	min	avg	Total		3-Point		F-Throw		Rebounds				pf	dq	a	to	blk	stl	pts	avg
					fg-fga	fg%	3fg-fga	3fg%	ft-fa	ft%	off	def	tot	avg								
45	BRENNAN, Aaron	12-12	345	28.8	70-135	.519	16-39	.410	38-47	.809	16	52	68	5.7	32	0	27	22	10	11	194	16.2
01	HENDERSON, T.J.	12-2	290	24.2	43-93	.462	15-45	.333	42-49	.857	5	29	34	2.8	22	0	23	26	6	16	143	11.9
25	PATTERSON, Ron	12-12	349	29.1	45-111	.405	22-69	.319	16-23	.696	9	29	38	3.2	27	0	25	19	13	16	128	10.7
24	HALL, Evan	11-11	253	23.0	36-79	.456	0-0	.000	14-50	.280	26	42	68	6.2	32	1	6	16	11	10	86	7.8
22	McCALL, D.J.	12-11	328	27.3	30-63	.476	5-11	.455	20-31	.645	16	26	42	3.5	30	1	27	19	8	19	85	7.1
00	MINNETT, Jaylen	12-1	227	18.9	27-56	.482	18-39	.462	9-12	.750	2	9	11	0.9	15	0	15	15	1	4	81	6.8
31	KIRBY, Maurice	12-1	174	14.5	26-46	.565	0-1	.000	9-17	.529	13	39	52	4.3	26	1	5	15	6	4	61	5.1
10	ROGERS, Nick	11-10	250	22.7	14-43	.326	6-16	.375	21-30	.700	2	15	17	1.5	19	0	40	21	0	4	55	5.0
35	THOMAS, Noah	1-0	6	6.0	1-1	1.000	0-0	.000	2-2	1.000	1	3	4	4.0	3	0	0	0	1	0	4	4.0
32	GOSS, Elijah	12-0	151	12.6	16-28	.571	1-2	.500	12-16	.750	13	34	47	3.9	22	0	5	2	7	2	45	3.8
40	BORGMAN, Evan	2-0	14	7.0	2-4	.500	0-1	.000	2-2	1.000	1	2	3	1.5	2	0	0	3	0	0	6	3.0
12	HUDSON, Chad	2-0	13	6.5	0-1	.000	0-1	.000	5-6	.833	0	0	0	0.0	2	0	1	2	0	0	5	2.5
Team											24	17	41				4					
Total.....		12	2400		310-660	.470	83-224	.371	190-285	.667	128	297	425	35.4	232	3	174	164	63	86	893	74.4
Opponents.....		12	2400		276-652	.423	84-250	.336	174-246	.707	121	269	390	32.5	246	5	127	183	42	71	810	67.5

Road (2-14)

Road (2-14)		Total				3-Point		F-Throw		Rebounds																
#	Player	gp-gs	min	avg	fg-fga	fg%	3fg-fga	3fg%	ft-fa	ft%	off	def	tot	avg	pf	dq	a	to	blk	stl	pts	avg				
25	PATTERSON, Ron	16-14	441	27.6	61-149	.409	38-93	.409	7-13	.538	7	44	51	3.2	35	2	26	22	7	16	167	10.4				
01	HENDERSON, T.J.	16-3	378	23.6	52-130	.400	20-60	.333	35-44	.795	10	25	35	2.2	31	0	31	43	0	13	159	9.9				
45	BRENNAN, Aaron	16-16	424	26.5	63-150	.420	12-41	.293	21-27	.778	21	33	54	3.4	39	3	21	28	7	17	159	9.9				
24	HALL, Evan	16-16	352	22.0	57-128	.445	0-0	.000	15-48	.313	44	52	96	6.0	42	0	11	34	13	9	129	8.1				
00	MINNETT, Jaylen	16-3	367	22.9	38-105	.362	30-77	.390	15-18	.833	9	15	24	1.5	26	0	19	24	0	10	121	7.6				
22	McCALL, D.J.	15-14	402	26.8	36-94	.383	5-26	.192	20-29	.690	31	41	72	4.8	34	1	25	21	3	24	97	6.5				
10	ROGERS, Nick	14-13	352	25.1	23-71	.324	9-30	.300	19-26	.731	4	19	23	1.6	29	0	41	31	1	8	74	5.3				
31	KIRBY, Maurice	16-0	250	15.6	29-64	.453	0-0	.000	13-21	.619	24	36	60	3.8	32	0	8	12	2	5	71	4.4				
32	GOSS, Elijah	16-0	232	14.5	24-60	.400	3-11	.273	9-12	.750	23	32	55	3.4	20	0	7	13	4	8	60	3.8				
12	HUDSON, Chad	5-0	12	2.4	2-5	.400	0-2	.000	0-1	.000	0	1	1	0.2	5	0	1	0	0	0	4	0.8				
40	BORGMAN, Evan	6-1	13	2.2	0-1	.000	0-0	.000	2-4	.500	1	1	2	0.3	0	0	0	0	0	0	2	0.3				
35	THOMAS, Noah	1-0	2	2.0	0-0	.000	0-0	.000	0-0	.000	0	0	0	0.0	0	0	0	0	0	0	0	0.0				
Team											26	22	48					1	3							
Total.....		16	3225		385-957	.402	117-340	.344	156-243	.642	200	321	521	32.6	294	6	190	231	37	110	1043	65.2				
Opponents.....		16	3225		433-857	.505	114-314	.363	253-329	.769	147	419	566	35.4	247	4	253	233	71	131	1233	77.1				

2017-2018 INDIVIDUAL SUPERLATIVES

	IUPUI	Opponent
Points	25 - three times	29 - twice
Field Goals Made	12 - Aaron Brennan at E. Illinois (11/17/17)	11 - twice
Field Goals Attempted	20 - D.J. McCall at W. Illinois (11/28/17)	22 - Jeremiah Bell at Milwaukee (2/16/18)
Highest FG Pct. (min. 5 made)	.778 (7-9) - Aaron Brennan vs. Cleveland St. (2/8/18)	1.000 (5-5) - Trey Moses at Ball State (12/2/17)
3-Pt Field Goals Made	6 - Ron Patterson at UIC (1/27/18)	7 - Terrell Lewis at E. Illinois (11/17/17)
3-Pt Field Goals Attempted	13 - Ron Patterson at Washington St. (12/16/17)	10 - three times
3-Pt FG Pct. (min. 3 made)	1.000 (3-3) - three times	1.000 (3-3) - twice
Free Throws Made	10 - T.J. Henderson vs. Wright St. (2/23/18)	10 - Killian Tillie at Gonzaga (12/18/17)
Free Throws Attempted	11 - D.J. McCall vs. Wright St. (2/23/18)	13 - Jajuan Starks at E. Illinois (11/17/17)
Free Throw Pct. (min. 5 made)	1.000 (10-10) - T.J. Henderson vs. Wright St. (2/23/18)	1.000 (10-10) - Killian Tillie at Gonzaga (12/18/17)
Offensive Rebounds	7 - three times	7 - twice
Defensive Rebounds	9 - Elijah Goss vs. Wright St. (2/23/18)	13 - twice
Total Rebounds	12 - twice	17 - Bryce Nze at Milwaukee (2/16/18)
Assists	6 - four times	9 - Eddie Miles vs. IU Kokomo (12/22/17)
Turnovers	5 - three times	8 - Justin Mitchell at Wright State (12/30/17)
Blocked Shots	4 - Evan Hall at Milwaukee (2/16/18)	5 - Brandon Gilbeck at W. Illinois (11/28/17)
Steals	4 - four times	5 - Jordan Blount at UIC (1/27/18)
Minutes Played (regulation game)	38 - twice	40 - three times
Minutes Played (OT game)	36 - Aaron Brennan at Milwaukee (2/16/18)	43 - Bryce Nze at Milwaukee (2/16/18)

2017-2018 TEAM SUPERLATIVES

IUPUI High	IUPUI Low	Statistical Category	Opponent High	Opponent Low
87 vs. IUK (12/22)	52 at Wright St. (12/30)	Points	101 at Gonzaga (12/18)	43 vs. Anderson (11/13)
45 vs. UDM (1/16)	19 - twice	First Half Points	49 at Oakland (2/4)	21 vs. Anderson (11/13)
53 at W. Illinois (11/28)	24 vs. UIC (1/4)	Second Half Points	54 at Gonzaga (12/18)	22 vs. Anderson (11/13)
34 - twice	15 at Bradley (11/11)	Field Goals	34 at Gonzaga (12/18)	13 vs. Anderson (11/13)
73 at W. Illinois (11/28)	44 - twice	Field Goal Attempts	66 vs. Oakland (2/19)	43 vs. UIC (1/4)
.596 at E. Illinois (11/17)	.283 at Bradley (11/11)	FG Percentage	.680 at Gonzaga (12/18)	.255 vs. Anderson (11/13)
14 vs. Milwaukee (1/10)	3 vs. Cleveland St. (2/8/18)	3-Point Field Goals	12 at Bradley (11/11)	1 at Green Bay (1/2)
31 at Washington St. (12/16)	9 vs. Cleveland St. (2/8/18)	3-Point Field Goal Att.	31 vs. Oakland (2/19)	9 vs. UIC (1/4)
.560 vs. Milwaukee (1/10)	.211 vs. UIC (1/4)	3-Point FG Percentage	.688 vs. SIUE (12/6)	.059 at Green Bay (1/2)
23 - twice	1 at Washington St. (12/16)	Free Throws	26 - twice	6 at Bradley (11/11)
35 vs. Cleveland St. (2/8/18)	2 at Washington St. (12/16)	Free Throw Attempts	34 vs. UIC (1/4)	9 at Washington St. (12/16)
.867 at Ball State (12/2)	.400 at Y'town St. (1/25)	Free Throw Percentage	.941 at Purdue (12/10)	.500 at Bradley (11/11)
18 - twice	3 vs. Wright St. (2/23)	Offensive Rebounds	18 at Y'town St. (1/25)	5 - twice
32 vs. IUK (12/22)	11 at Y'town St. (1/25)	Defensive Rebounds	32 - three times	15 vs. Cleveland St. (2/8/18)
46 vs. Green Bay (1/12)	19 at Y'town St. (1/25)	Total Rebounds	41 - twice	22 vs. Cleveland St. (2/8/18)
28 - twice	10 at Y'town St. (1/25)	Fouls	25 - three times	8 at Washington St. (12/16)
21 vs. SIUE (12/6)	8 at Bradley (11/11)	Assists	20 - three times	6 vs. Anderson (11/13)
21 at Cleveland St. (1/18)	9 - twice	Turnovers	23 vs. Anderson (11/13)	9 at Oakland (2/4)
9 - three times	0 - twice	Blocked Shots	9 - twice	0 vs. Cleveland St. (2/8/18)
10 - twice	2 at Oakland (2/4)	Steals	13 at Cleveland St. (1/18)	3 - three times

2017-2018 GAME-BY-GAME LEADERS / STARTING FIVES

Opponent	Starting 5	Points	Rebounds	Assists	Blocks	Steals
Carroll University #	Minnett-Henderson-Patterson-Hall-Brennan	Brennan (15)	Kirby (9)	Henderson (4)	Kirby (3)	Henderson (6)
at Bradley	Minnett-Henderson-Patterson-Hall-Brennan	Patterson (16)	Hall (7)	Henderson (3)	Hall (1)	Henderson (2)
Anderson	Minnett-Henderson-Patterson-Kirby-Brennan	Brennan (18)	Goss (12)	McCall (4)	Goss (3)	Henderson (3)
at Eastern Illinois	Minnett-Henderson-Patterson-Hall-Brennan	Brennan (25)	Brennan (7)	Patterson (6)	---	Patterson (2)
Morehead State	Henderson-McCall-Patterson-Hall-Brennan	Brennan (15)	Brennan (7)	2 tied w/ (3)	2 tied w/ (1)	McCall (2)
at Western Illinois	Henderson-McCall-Patterson-Hall-Brennan	McCall (25)	McCall (8)	Rogers (4)	w tied w/ (1)	2 tied w/ (2)
at Ball State	Minnett-Rogers-McCall-Hall-Brennan	Patterson (14)	Kirby (7)	3 tied w/ (2)	Rogers (1)	2 tied w/ (3)
SIUE	Henderson-Rogers-Patterson-Hall-Brennan	Brennan (25)	McCall (9)	Rogers (5)	2 tied w/ (3)	McCall (4)
at Purdue	Rogers-McCall-Patterson-Hall-Brennan	Kirby (16)	Goss (6)	Minnett (2)	Hall (1)	McCall (4)
at Washington St.	Rogers-McCall-Patterson-Hall-Brennan	Patterson (19)	Patterson (6)	2 tied w/ (3)	Brennan (2)	McCall (2)
at Gonzaga	Rogers-McCall-Patterson-Hall-Brennan	Henderson (18)	Kirby (5)	Rogers (5)	---	Patterson (2)
IU Kokomo	Rogers-McCall-Patterson-Hall-Brennan	Henderson (19)	Henderson (8)	Patterson (5)	4 tied w/ (1)	McCall (3)
at Northern Ky.	Rogers-McCall-Patterson-Hall-Brennan	McCall (11)	McCall (7)	Rogers (3)	Goss (2)	McCall (2)
at Wright State	Rogers-McCall-Patterson-Hall-Brennan	Minnett (11)	Hall (6)	3 tied w/ (2)	2 tied w/ (1)	Goss (2)
at Green Bay	Rogers-McCall-Patterson-Hall-Brennan	Henderson (13)	Hall (10)	3 tied w/ (3)	Hall (2)	McCall (4)
UIC	Rogers-McCall-Patterson-Hall-Brennan	Brennan (18)	Hall (7)	Rogers (6)	2 tied w/ (2)	Henderson (3)
Milwaukee	Rogers-McCall-Patterson-Hall-Brennan	Brennan (22)	Hall (9)	Rogers (5)	Hall (2)	Hall (3)
Green Bay	Rogers-McCall-Patterson-Hall-Brennan	Patterson (16)	Brennan (11)	McCall (4)	Patterson (2)	2 tied w/ (3)
Detroit Mercy	Rogers-McCall-Patterson-Hall-Brennan	Brennan (15)	2 tied w/ (7)	Rogers (6)	2 tied w/ (2)	3 tied w/ (2)
at Cleveland State	Rogers-McCall-Patterson-Hall-Brennan	Brennan (17)	McCall (7)	McCall (6)	Kirby (1)	McCall (3)
at Y'town State	Rogers-McCall-Patterson-Hall-Brennan	Brennan (14)	Patterson (5)	McCall (4)	Hall (2)	2 tied w/ (2)
at UIC	Rogers-McCall-Patterson-Hall-Brennan	Patterson (18)	Hall (11)	Rogers (5)	Patterson (2)	Brennan (3)
at Detroit Mercy	Rogers-McCall-Patterson-Hall-Brennan	Minnett (12)	Hall (9)	Patterson (3)	3 tied w/ (1)	2 tied w/ (2)
at Oakland	Rogers-McCall-Borgman-Hall-Brennan	2 tied w/ (16)	Hall (11)	Rogers (4)	2 tied w/ (1)	2 tied w/ (1)
Cleveland State	Rogers-McCall-Patterson-Hall-Brennan	Henderson (19)	McCall (7)	Henderson (5)	3 tied w/ (1)	Henderson (3)
Y'town State	Rogers-McCall-Patterson-Hall-Brennan	Henderson (22)	Hall (7)	Rogers (4)	2 tied w/ (1)	Patterson (4)
at Milwaukee	Rogers-McCall-Patterson-Hall-Brennan	Hall (20)	Hall (10)	Henderson (3)	Hall (4)	2 tied w/ (2)
Oakland	Rogers-McCall-Patterson-Hall-Brennan	Brennan (18)	Hall (12)	2 tied w/ (4)	2 tied w/ (2)	Henderson (3)
Wright State	Rogers-McCall-Patterson-Hall-Brennan	Henderson (12)	Goss (9)	Goss (3)	3 tied w/ (1)	Kirby (2)
Northern Ky.						
HL 3rd Rd.						
HL Semis						
HL Finals						

2017-2018 POINTS-REBOUNDS-ASSISTS

Opponent	Date	Score	00	01	10	12	22	24	25
			MINNETT,JA	HENDERSON,	ROGERS,NIC	HUDSON,CHA	MCCALL,DJ	HALL,EVAN	PATTERSON,
at Bradley	11/11/17	53-68	L 5-2-1	10-3-3	DNP	0-1-0	DNP	11-7-1	16-2-1
ANDERSON	11/13/17	75-43	W 5-0-2	10-2-3	DNP	3-0-1	3-2-4	DNP	9-3-3
at Eastern Illinois	11/17/17	79-80	L 8-1-1	10-3-5	DNP	DNP	0-5-0	13-5-2	19-4-6
MOREHEAD STATE	11/21/17	67-61	W 11-0-2	11-5-3	0-2-2	DNP	8-4-3	6-1-0	10-1-1
at Western Illinois	11/28/17	77-90	L 12-4-2	7-2-2	4-0-4	DNP	25-8-1	4-6-0	5-2-2
at Ball State	12/02/17	64-83	L 8-0-1	11-1-2	5-1-2	DNP	0-6-2	4-3-0	14-3-1
SIUE	12/06/17	81-82	L 3-1-1	10-3-4	7-0-5	DNP	8-9-2	12-4-1	8-2-3
at Purdue	12/10/17	61-86	L 12-3-2	10-1-1	6-1-1	2-0-1	4-2-1	0-1-1	3-2-1
at Washington State	12/16/17	59-72	L 5-4-1	9-2-3	2-5-3	DNP	3-1-2	4-4-0	19-6-1
at Gonzaga	12/18/17	71-101	L 5-0-1	18-4-1	0-0-5	0-0-0	4-4-0	12-4-0	9-1-1
IU KOKOMO	12/22/17	87-76	W 8-2-2	19-8-2	2-0-4	2-0-0	6-2-2	13-4-1	16-5-5
at Northern Kentucky	12/28/17	59-77	L 3-0-2	7-4-1	5-1-3	2-0-0	11-7-1	9-2-0	9-2-1
at Wright State	12/30/17	52-60	L 11-1-2	6-1-1	6-1-2	DNP	5-3-0	3-6-1	10-2-1
at Green Bay	01/02/18	67-63	W 9-2-0	13-3-1	11-4-3	DNP	5-9-3	10-10-1	4-5-3
UIC	01/04/18	65-70	L 6-0-0	8-1-1	7-4-6	DNP	2-3-2	10-7-1	8-2-1
MILWAUKEE	01/10/18	72-71	W 6-0-3	5-1-0	9-2-5	DNP	9-1-2	4-9-1	12-2-1
GREEN BAY	01/12/18	67-61	W 4-1-1	8-1-0	4-4-2	DNP	5-5-4	6-10-0	16-5-1
DETROIT MERCY	01/16/18	81-66	W 8-3-0	11-2-2	8-1-6	DNP	13-3-1	4-7-0	14-3-3
at Cleveland State	01/18/18	67-70	L 4-1-0	8-2-2	6-2-4	DNP	7-7-6	11-4-1	9-3-1
at Youngstown State	01/20/18	62-85	L 8-0-1	11-1-2	1-0-2	0-0-0	6-1-4	7-3-0	9-5-1
at UIC	01/27/18	62-71	L 0-3-2	2-1-2	11-1-5	DNP	6-3-0	8-11-0	18-2-2
at Detroit Mercy	02/02/18	60-74	L 12-2-0	9-2-2	4-1-2	DNP	6-7-2	10-9-1	11-5-3
at Oakland	02/04/18	74-82	L 16-0-2	14-2-0	6-1-4	DNP	6-4-1	3-11-2	4-3-1
CLEVELAND STATE	02/08/18	78-73	W 10-1-0	19-4-5	4-1-0	DNP	6-7-1	6-6-0	5-0-3
YOUNGSTOWN STATE	02/10/18	80-84	L 9-1-2	22-2-1	3-1-4	DNP	2-2-1	5-7-1	17-5-0
at Milwaukee	02/16/18	76-71	W 3-1-1	14-3-3	7-5-1	DNP	9-5-2	20-10-1	8-4-0
OAKLAND	02/19/18	74-67	W 4-1-1	8-2-1	0-2-4	DNP	12-4-3	13-12-1	11-4-4
WRIGHT STATE	02/23/18	66-56	W 7-1-1	12-3-1	11-0-2	DNP	11-0-2	7-1-0	2-6-0

Opponent	Date	Score	31	32	35	40	45
			KIRBY,MAUR	GOSS,ELYJA	THOMAS,NOA	BORGMAN,EV	BRENNAN,AA
at Bradley	11/11/17	53-68	L 1-5-0	2-6-0	DNP	2-1-0	6-2-2
ANDERSON	11/13/17	75-43	W 9-9-1	8-12-0	4-4-0	6-3-0	18-6-3
at Eastern Illinois	11/17/17	79-80	L 0-4-2	4-0-1	DNP	DNP	25-7-2
MOREHEAD STATE	11/21/17	67-61	W 2-2-0	4-4-0	DNP	DNP	15-7-2
at Western Illinois	11/28/17	77-90	L 2-3-1	10-1-1	DNP	DNP	8-6-1
at Ball State	12/02/17	64-83	L 8-7-1	7-6-1	DNP	DNP	7-1-1
SIUE	12/06/17	81-82	L 6-4-1	2-1-0	DNP	DNP	25-5-4
at Purdue	12/10/17	61-86	L 16-4-1	2-6-1	0-0-0	0-0-0	6-2-0
at Washington State	12/16/17	59-72	L 2-5-0	9-2-0	DNP	DNP	6-0-1
at Gonzaga	12/18/17	71-101	L 11-5-0	6-4-1	DNP	0-0-0	6-0-0
IU KOKOMO	12/22/17	87-76	W 7-7-0	6-5-2	DNP	0-0-0	8-5-2
at Northern Kentucky	12/28/17	59-77	L 4-4-0	2-2-0	DNP	0-1-0	7-5-2
at Wright State	12/30/17	52-60	L 2-3-0	2-4-0	DNP	DNP	7-2-2
at Green Bay	01/02/18	67-63	W 4-2-0	0-3-0	DNP	DNP	11-3-2
UIC	01/04/18	65-70	L 6-1-1	0-1-0	DNP	DNP	18-6-1
MILWAUKEE	01/10/18	72-71	W 5-6-0	0-1-0	DNP	DNP	22-4-3
GREEN BAY	01/12/18	67-61	W 6-4-0	3-1-0	DNP	DNP	15-11-3
DETROIT MERCY	01/16/18	81-66	W 4-4-1	4-3-0	DNP	DNP	15-7-4
at Cleveland State	01/18/18	67-70	L 3-3-0	2-2-0	DNP	DNP	17-5-1
at Youngstown State	01/20/18	62-85	L 6-2-0	0-3-1	DNP	0-0-0	14-2-2
at UIC	01/27/18	62-71	L 2-3-1	7-3-0	DNP	DNP	8-5-2
at Detroit Mercy	02/02/18	60-74	L 2-1-1	0-2-0	DNP	DNP	6-4-1
at Oakland	02/04/18	74-82	L 4-4-0	5-9-1	DNP	0-0-0	16-4-1
CLEVELAND STATE	02/08/18	78-73	W 2-2-0	9-4-0	DNP	DNP	17-4-1
YOUNGSTOWN STATE	02/10/18	80-84	L 2-4-0	4-5-0	DNP	DNP	16-4-1
at Milwaukee	02/16/18	76-71	W 4-5-1	2-2-0	DNP	DNP	9-6-1
OAKLAND	02/19/18	74-67	W 8-7-1	0-1-0	DNP	DNP	18-7-1
WRIGHT STATE	02/23/18	66-56	W 4-2-0	5-9-3	DNP	DNP	7-2-2

2017-2018 COMPARISON STATISTICS

Opponent	1st	2nd	Score	Mar	Total FG	FG Pct	3-Pointers	3FG Pct	Free Throws	FT Pct	Rebounds	Assist	T/Over	Block	Steal	Fouls
Bradley	19/28	34/40	53-68	(15)	15-53/25-56	.283/.446	6-20/12-21	.300/.571	17-20/6-12	.850/.500	35/39 (4)	8/20	12/14	1/3	6/4	17/20
ANDERSON	41/21	34/22	75-43	+32	29-56/13-51	.518/.255	6-18/4-24	.333/.167	11-14/13-24	.786/.542	41/32 +9	17/6	19/23	9/4	9/8	21/17
Eastern Illinois	41/38	38/42	79-80	(1)	34-57/24-47	.596/.511	8-17/9-20	.471/.450	3-7/23-31	.429/.742	29/26 +3	19/12	15/10	0/1	5/8	20/13
MOREHEAD STATE	32/25	35/36	67-61	+6	20-45/22-51	.444/.431	5-16/5-20	.313/.250	22-32/12-18	.688/.667	31/31 -	13/7	14/18	2/4	5/4	22/25
Western Illinois	24/48	53/42	77-90	(13)	29-73/29-48	.397/.604	9-30/10-17	.300/.588	10-18/22-26	.556/.846	34/37 (3)	14/14	10/17	2/8	8/3	21/14
Ball State	23/41	41/42	64-83	(19)	22-58/31-58	.379/.534	7-21/10-28	.333/.357	13-15/11-17	.867/.647	30/36 (6)	11/19	18/15	1/4	10/7	18/15
SIUE	41/42	40/40	81-82	(1)	30-60/27-47	.500/.574	6-23/11-16	.261/.688	15-26/17-25	.577/.680	31/30 +1	21/13	10/16	9/4	8/3	20/25
Purdue	31/40	30/46	61-86	(25)	23-54/31-57	.426/.544	7-21/8-26	.333/.308	8-11/16-17	.727/.941	26/30 (4)	10/20	18/13	1/3	7/11	18/11
Washington State	30/36	29/36	59-72	(13)	24-71/28-51	.338/.549	10-31/8-20	.323/.400	1-2/8-9	.500/.889	33/37 (4)	11/20	9/14	3/8	6/6	12/8
Gonzaga	31/47	40/54	71-101	(30)	25-64/34-50	.391/.680	5-22/8-18	.227/.444	16-21/25-29	.762/.862	24/38 (14)	9/16	10/17	0/2	4/7	23/20
IU KOKOMO	35/36	52/40	87-76	+11	34-68/27-65	.500/.415	7-19/9-23	.368/.391	12-19/13-22	.632/.591	43/40 +3	20/15	14/12	4/3	7/8	18/17
Northern Kentucky	22/31	37/46	59-77	(18)	21-62/31-54	.339/.574	8-21/6-15	.381/.400	9-13/9-12	.692/.750	31/38 (7)	10/18	12/13	3/7	7/8	16/15
Wright State	19/26	33/34	52-60	(8)	18-51/22-51	.353/.431	7-23/6-19	.304/.316	9-15/10-13	.600/.769	29/38 (9)	9/13	17/20	2/1	5/10	15/13
Green Bay	33/33	34/30	67-63	+4	25-60/18-46	.417/.391	7-18/1-17	.389/.059	10-21/26-33	.476/.788	43/31 +12	13/13	17/15	4/2	8/12	26/21
UIC	41/34	24/36	65-70	(5)	24-60/21-43	.400/.488	4-19/2-9	.211/.222	13-22/26-34	.591/.765	32/31 +1	13/12	14/17	5/5	9/7	28/22
MILWAUKEE	32/36	40/35	72-71	+1	25-55/27-53	.455/.509	14-25/8-19	.560/.421	8-12/9-13	.667/.692	28/34 (6)	15/10	10/14	6/2	8/3	15/12
GREEN BAY	35/24	32/37	67-61	+6	23-61/22-61	.377/.361	6-24/4-16	.250/.250	15-24/13-17	.625/.765	46/38 +8	11/8	17/14	5/5	7/8	19/23
DETROIT MERCY	45/26	36/40	81-66	+15	28-54/23-57	.519/.404	11-23/11-29	.478/.379	14-24/9-12	.583/.750	39/29 +10	17/11	16/16	6/3	8/7	14/19
Cleveland State	26/32	41/38	67-70	(3)	25-58/25-53	.431/.472	6-23/5-18	.261/.278	11-13/15-18	.846/.833	32/32 -	15/16	21/22	1/1	10/13	14/15
Youngstown State	35/48	27/37	62-85	(23)	24-50/33-64	.480/.516	8-15/10-24	.533/.417	6-15/9-10	.400/.900	19/39 (20)	13/14	16/15	3/5	8/7	10/14
UIC	32/27	30/44	62-71	(9)	18-54/25-55	.333/.455	7-19/4-15	.368/.267	19-28/17-28	.679/.607	35/41 (6)	14/13	15/14	3/9	8/10	23/20
Detroit Mercy	28/38	32/36	60-74	(14)	24-58/25-52	.414/.481	8-20/8-19	.400/.421	4-8/16-20	.500/.800	36/29 +7	12/18	18/15	3/2	9/11	14/10
Oakland	36/49	38/33	74-82	(8)	26-64/27-54	.406/.500	8-23/3-15	.348/.200	14-24/25-33	.583/.758	42/36 +6	12/13	13/9	2/6	2/8	28/21
CLEVELAND STATE	35/25	43/48	78-73	+5	26-44/18-54	.591/.481	3-9/8-21	.333/.381	23-35/13-17	.657/.765	29/22 +7	10/7	16/15	3/0	6/4	19/25
YOUNGSTOWN STATE	37/47	43/37	80-84	(4)	26-56/29-56	.464/.518	8-20/9-23	.400/.391	20-28/17-22	.714/.773	37/26 +11	10/17	15/11	2/6	8/8	18/22
Milwaukee	38/32	26/32	76-71	+5	32-70/25-61	.457/.410	6-16/6-22	.375/.273	6-12/15-21	.500/.714	43/39 +4	10/14	10/10	8/9	7/6	19/17
OAKLAND	33/36	41/31	74-67	+7	27-57/23-66	.474/.348	6-12/8-31	.500/.258	14-18/13-19	.778/.684	40/41 (1)	16/11	10/10	9/5	6/6	16/15
WRIGHT STATE	27/27	39/29	66-56	+10	18-44/16-48	.409/.333	7-16/5-19	.438/.263	23-31/19-23	.742/.826	28/36 (8)	11/10	9/17	3/1	5/5	22/24

Note: Game totals are displayed in the format TEAM/OPPONENT for each category

HEAD COACH JASON GARDNER



Jason Gardner was named the eighth head coach in IUPUI men's basketball program's history on April 2, 2014. Gardner, the 1999 winner of the Indiana Mr. Basketball Award, spent a year on the University of Memphis bench and two seasons at Loyola prior to that.

In his first season on the Jaguars' bench, he guided IUPUI to 10 wins, more than tripling the program's Division I win total from a year prior. His hiring paid immediate dividends on the recruiting trail, as he immediately inked five Division I transfers, four of whom were former in-state standouts.

In year two, Gardner led the Jags to a 13-win season against one of the nation's stiffest schedules, including a 9-7 mark in league play and a finish in the top half of the league standings. He upped his program's win total to 14 in his third year while coaching the program's first Academic All-American (Matt O'Leary).

Gardner has shown he's a proven recruiter, inking talent, both through high school signees, transfers and graduate transfers.

While at Memphis, Gardner helped the Tigers to a 24-10 record as Shaq Goodwin and Joe Jackson earned All-Conference accolades. In addition, Memphis forward Austin Nichols was a unanimous selection to the American Athletics Conference All-Rookie Team after averaging 9.1 points and 4.2 boards per game. Gardner was a college teammate of current Memphis Head Coach Josh Pastner at Arizona.

Prior to coming to Memphis, Gardner was an assistant under Porter Moser at Loyola, helping the Ramblers to an eight-game improvement from 2011-12 to 2012-13. He coached Ben Averkamp to All-Horizon League accolades for two straight seasons, while Loyola point guard Cully Payne was a Bob Cousy Award nominee. He also helped recruit one of the top signing classes in the Horizon League prior to the 2012-13 season. Gardner's coaching career began in 2010 when he served as an assistant at nearby Cathedral High School.

Gardner's racked up numerous accolades during his prestigious high school, college and professional playing careers. He was a 1999 McDonald's and Parade All-American while at North Central High School, finishing his prep career with a school record 1,669 points. He was a two-time Gatorade Circle of Champions Indiana Player of the Year and was named the 1998-99 Indianapolis County Player of the Year by The Indianapolis Star and Indianapolis News. His senior season, he helped NCHS to the IHSAA 4A state championship and Tournament of Champions title while averaging 22.6 points, 4.7 rebounds, 4.0 assists and 3.0 steals per game.

The 5-foot-10 point guard was recruited to the University of Arizona by legendary Head Coach Lute Olsen, where he was a four-year All-American for the Wildcats. He was the 2002-03 Naismith National Player of the Year and Lowe's Senior CLASS award recipient. He was the 2000 consensus National Freshman of the Year and closed his career as one of four players in Pac-12 history with 1,500 points, 500 assists and 200 steals for a career. He helped lead Arizona to two Pac-12 regular season titles (2000, 2003) and four consecutive NCAA Tournament berths. The Wildcats made three Sweet Sixteens (2001, 2002, 2003), two Elite Eights (2001, 2003) and were the NCAA national runner-up in 2001. All total, Arizona won 107 games during Gardner's four seasons and he still holds school records for games started (135) and minutes played (4,825), while ranking third in school history with 1,984 career points. He also finished second in threes made (318) and fourth in assists (622). He earned his degree from the university in 2011 in disciplinary studies.

Gardner later played professionally overseas for more than eight years, primarily in Germany. In 2009, he was named MVP of German Basketball Bundesliga after helping Oldenburg to the league crown, averaging 13.7 points, 4.0 assists and 3.0 boards per game. He was a two-time Basketball Bundesliga All-Star, including starting the 2007 game.

Gardner is married to the former Jacquelyn Maxberry and the couple has four children, Jasper, Jason Jr., Jacob and Jackson.



THE GARDNER FILE

School: Arizona, '11

Seasons with IUPUI: fourth season

Career Record: 48-75 (4th year)

Coaching Experience:

..... 2014-pres., Head Coach, IUPUI

..... 2013-14, Assistant Coach, Memphis

..... 2011-13, Assistant Coach, Loyola (Ill.)

..... 2010-11, Assistant Coach, Cathedral H.S.



IUPUI PLAYER CAREER STATS

BRENNAN, Aaron

Season	gp-gs	min/avg	Total		3-Point		F-Throws		Rebounds				pf	fo	ast	to	blk	stl	Scoring	
			fg-fga	pct	fg-fga	pct	ft-fa	pct	off	def	tot	avg							pts	avg
2014-15	28-24	585/20.9	71-136	.522	3-8	.375	33-46	.717	36	52	88	3.1	72	1	27	44	7	21	178	6.4
2015-16	32-9	569/17.8	55-144	.382	1-9	.111	26-31	.839	37	78	115	3.6	68	0	33	31	11	12	137	4.3
2016-17	32-9	596/18.6	102-203	.502	27-57	.474	39-54	.722	27	85	112	3.5	76	4	26	30	10	16	270	8.4
2017-18	28-28	769/27.5	133-285	.467	28-80	.350	59-74	.797	37	85	122	4.4	71	3	48	50	17	28	353	12.6
TOTAL	120-70	2519/21.0	361-768	.470	59-154	.383	157-205	.766	137	300	437	3.6	287	8	134	155	45	77	938	7.8

HALL, Evan

Season	gp-gs	min/avg	Total		3-Point		F-Throws		Rebounds				pf	fo	ast	to	blk	stl	Scoring	
			fg-fga	pct	fg-fga	pct	ft-fa	pct	off	def	tot	avg							pts	avg
2015-16	23-11	383/16.7	50-97	.515	1-1	1.000	19-47	.404	41	50	91	4.0	67	4	14	17	7	10	120	5.2
2016-17	30-23	596/19.9	96-163	.589	0-0	.000	35-89	.393	73	83	156	5.2	83	1	14	40	24	16	227	7.6
2017-18	27-27	605/22.4	93-207	.449	0-0	.000	29-98	.296	70	94	164	6.1	74	1	17	50	24	19	215	8.0
TOTAL	80-61	1584/19.8	239-467	.512	1-1	1.000	83-234	.355	184	227	411	5.1	224	6	45	107	55	45	562	7.0

HENDERSON, T.J.

Season	gp-gs	min/avg	Total		3-Point		F-Throws		Rebounds				pf	fo	ast	to	blk	stl	Scoring	
			fg-fga	pct	fg-fga	pct	ft-fa	pct	off	def	tot	avg							pts	avg
2015-16	32-2	522/16.3	49-130	.377	22-64	.344	27-39	.692	5	48	53	1.7	48	1	35	44	2	30	147	4.6
2016-17	32-0	566/17.7	60-134	.448	30-75	.400	39-56	.696	10	40	50	1.6	58	1	52	38	5	32	189	5.9
2017-18	28-5	668/23.9	95-223	.426	35-105	.333	77-93	.828	15	54	69	2.5	53	0	54	69	6	29	302	10.8
TOTAL	92-7	1756/19.1	204-487	.419	87-244	.357	143-188	.761	30	142	172	1.9	159	2	141	151	13	91	638	6.9

HUDSON, Chad

Season	gp-gs	min/avg	Total		3-Point		F-Throws		Rebounds				pf	fo	ast	to	blk	stl	Scoring	
			fg-fga	pct	fg-fga	pct	ft-fa	pct	off	def	tot	avg							pts	avg
2016-17	10-0	23/2.3	1-4	.250	1-3	.333	1-4	.250	0	3	3	0.3	3	0	2	3	0	1	4	0.4
2017-18	7-0	25/3.6	2-6	.333	0-3	.000	5-7	.714	0	1	1	0.1	7	0	2	2	0	0	9	1.3
TOTAL	17-0	48/2.8	3-10	.300	1-6	.167	6-11	.545	0	4	4	0.2	10	0	4	5	0	1	13	0.8

McCALL, D.J.

Season	gp-gs	min/avg	Total		3-Point		F-Throws		Rebounds				pf	fo	ast	to	blk	stl	Scoring	
			fg-fga	pct	fg-fga	pct	ft-fa	pct	off	def	tot	avg							pts	avg
2014-15	31-15	664/21.4	52-124	.419	6-19	.316	39-61	.639	31	58	89	2.9	49	1	38	55	1	19	149	4.8
2016-17	32-22	678/21.2	51-120	.425	5-18	.278	45-77	.584	66	95	161	5.0	71	0	48	41	8	22	152	4.8
2017-18	27-25	730/27.0	66-157	.420	10-37	.270	40-60	.667	47	67	114	4.2	64	2	52	40	11	43	182	6.7
TOTAL	90-62	2072/23.0	169-401	.421	21-74	.284	124-198	.626	144	220	364	4.0	184	3	138	136	20	84	483	5.4

PATTERSON, Ron

Season	gp-gs	min/avg	Total		3-Point		F-Throws		Rebounds				pf	fo	ast	to	blk	stl	Scoring	
			fg-fga	pct	fg-fga	pct	ft-fa	pct	off	def	tot	avg							pts	avg
2016-17	32-10	757/23.7	107-242	.442	62-156	.397	21-30	.700	15	64	79	2.5	70	2	64	40	13	44	297	9.3
2017-18	28-26	790/28.2	106-260	.408	60-162	.370	23-36	.639	16	73	89	3.2	62	2	51	41	20	32	295	10.5
TOTAL	60-36	1547/25.8	213-502	.424	122-318	.384	44-66	.667	31	137	168	2.8	132	4	115	81	33	76	592	9.9

IUPUI PLAYER CAREER-HIGHS (bold means occurred in 2017-18 season)

	#0 JAYLEN MINNETT	#1 T.J. HENDERSON	#10 NICK ROGERS	#12 CHAD HUDSON	#22 D.J. McCALL	#24 EVAN HALL	#25 RON PATTERSON	#31 MAURICE KIRBY	#32 ELYJAH GOSS	#40 EVAN BORGMAN	#45 AARON BRENNAN
Points:	16 (2/4/18)	22 (2/10/18)	11 - 3x	3 - 2x	25 (11/28/17)	21 (1/11/17)	19 - 3x	16 (12/10/17)	10 (11/28/17)	6 (11/13/17)	25 - 2x
Rebounds:	4 - 2x	8 (12/22/17)	5 - 2x	1 - 4x	13 (12/3/16)	12 (2/19/18)	6 - 3x	9 (11/13/17)	12 (11/13/17)	3 (11/13/17)	11 - 2x
Assists:	3 (1/10/18)	6 (11/26/16)	6 - 2x	1 - 4x	7 (12/28/16)	4 (12/12/16)	6 - 2x	2 - 2x	3 (2/23/18)	---	4 - 4x
FG:	6 (2/4/18)	8 (12/22/17)	4 (1/2/18)	1 - 3x	9 (11/28/17)	10 (2/16/18)	8 (11/17/17)	8 (12/10/17)	4 - 2x	2 (11/13/17)	12 (11/17/17)
FGA:	14 (2/4/18)	12 - 6x	11 (1/2/18)	2 - 2x	20 (11/28/17)	15 (2/16/18)	16 (12/16/17)	12 (12/10/17)	8 (11/13/17)	3 (11/13/17)	17 - 2x
3FG:	4 - 2x	3 - 5x	3 (2/23/18)	1 (12/12/16)	3 - 3x	1 (11/13/15)	6 (1/27/18)	---	1 - 4x	---	4 (1/10/18)
3FGA:	10 (2/4/18)	8 (1/4/18)	5 (12/30/17)	2 (12/12/16)	7 (11/28/17)	1 (11/13/15)	13 (12/16/17)	---	2 - 4x	1 (11/13/17)	9 (1/10/18)
FT:	4 (12/10/17)	10 (2/23/18)	8 - 2x	3 (11/13/17)	9 (2/23/18)	8 (12/12/16)	4 (1/16/18)	5 (12/18/17)	4 - 2x	2 - 2x	7 (2/19/18)
FTA:	4 - 2x	10 - 2x	10 (1/27/18)	4 (11/13/17)	11 (2/23/18)	9 - 2x	6 - 2x	6 (12/18/17)	6 (12/22/17)	2 - 3x	8 - 2x
Blocks:	1 (12/22/17)	2 - 3x	1 - 2x	---	2 (1/16/18)	4 (2/16/18)	3 (12/6/17)	2 - 2x	3 (11/13/17)	---	3 - 2x
Steals:	3 (12/2/17)	4 - 2x	2 - 4x	1 (11/18/16)	4 - 3x	3 (1/10/18)	4 - 2x	2 - 2x	2 - 2x	---	3 - 4x
Minutes:	37 (11/11/17)	38 (11/17/17)	33 (1/4/18)	12 (11/13/17)	38 (2/19/15)	33 (1/18/17)	38 (11/17/17)	23 - 3x	23 (11/11/17)	13 (11/13/17)	36 (2/16/18)

LAST FOUR BOX SCORES

GAME #25 • YOUNGSTOWN STATE 84, IUPUI 80 (INDIANA FARMERS COLISEUM)

Youngstown State 84 • 7-20, 5-9 HL

#	Player	Total		3-Ptr		Rebounds			PF	TP	A		TO	Blk	Stl	Min
		FG-FGA	FG-FGA	FT-FTA	FT-FTA	Off	Def	Tot			TO	Blk				
02	HAYGOOD, Devin	f	2-4	0-1	0-0	0	2	2	5	4	1	2	0	0	0	20
33	BOHANNON, Naz	f	3-7	0-0	0-0	6	3	9	4	6	2	3	0	2	25	25
01	HARTFIELD, Braun	g	2-6	0-4	2-4	0	4	4	2	6	4	0	0	2	37	37
24	MORSE, Cameron	g	8-17	4-10	8-8	1	2	3	0	28	3	1	2	0	38	38
32	COVINGTON, Garrett	g	5-7	3-3	1-2	0	2	2	3	14	2	1	0	0	24	24
00	ROBINSON, Tyree		3-4	0-0	5-6	0	0	0	4	11	0	2	1	1	14	14
04	BENTON, Jaylen		5-6	1-1	1-2	0	0	0	2	12	2	1	0	1	15	15
05	FERGUSON, Jeremiah		1-5	1-4	0-0	0	1	1	1	3	0	1	0	2	12	12
11	RITTER, Dan		0-0	0-0	0-0	0	0	0	0	0	0	0	0	0	0+	0+
21	ANABIR, Noe		0-0	0-0	0-0	0	2	2	1	0	3	0	1	0	9	9
31	AKUCHIE, Michael		0-0	0-0	0-0	0	1	1	0	0	0	0	2	0	6	6
Team						0	2	2								
Totals			29-56	9-23	17-22	7	19	26	22	84	17	11	6	8	200	200

FG % 1st Half: 15-28 53.6% 2nd half: 14-28 50.0% Game: 29-56 51.8% Deadball Rebounds 2
 3FG % 1st Half: 6-13 46.2% 2nd half: 3-10 30.0% Game: 9-23 39.1%
 FT % 1st Half: 11-15 73.3% 2nd half: 6-7 85.7% Game: 17-22 77.3%

IUPUI 80 • 8-17, 5-9 HL

#	Player	Total		3-Ptr		Rebounds			PF	TP	A	TO	Blk	Stl	Min
		FG	FGA	FG	FGA	FT	FTA	Off							
24	HALL, Evan	f	2-6	0-0	1-6	3	4	7	1	5	1	0	0	1	25
45	BRENNAN, Aaron	f	6-11	0-3	4-4	0	4	4	4	16	1	0	0	0	27
10	ROGERS, Nick	g	1-3	1-1	0-0	0	1	1	0	3	4	3	0	0	16
22	McCALL, D.J.	g	0-2	0-0	2-2	2	0	2	3	2	1	3	0	0	20
25	PATTERSON, Ron	g	6-12	2-7	3-4	2	3	5	2	17	0	2	1	4	31
00	MINNETT, Jaylen		3-6	3-5	0-0	0	1	1	2	9	2	2	0	1	26
01	HENDERSON, T.J.		7-12	2-4	6-8	0	2	2	2	22	1	4	1	2	27
31	KIRBY, Maurice		0-2	0-0	2-2	1	3	4	2	2	0	1	0	0	11
32	GOSS, Elyjah		1-2	0-0	2-2	3	2	5	2	4	0	0	0	0	17
Team						4	2	6							
Totals			26-56	8-20	20-28	15	22	37	18	80	10	15	2	8	200
FG % 1st Half: 11-30 36.7% 2nd half: 15-26 57.7% Game: 26-56 46.4% Deadball Rebounds 4,1															
3FG % 1st Half: 4-11 36.4% 2nd half: 4-9 44.4% Game: 8-20 40.0%															
FT % 1st Half: 11-17 64.7% 2nd half: 9-11 81.8% Game: 20-28 71.4%															

Officials: Adam Vandenburg (R), Anthony Burris, Michael Kitts
 Technical fouls: Youngstown State-None. IUPUI-None.
 Attendance: 905

Score by periods	1st	2nd	Total
Youngstown State	47	37	84
IUPUI	37	43	80

Last FG - YSU 2nd-00:21, IUPUI 2nd-00:29.
 Largest lead - YSU by 15 2nd-19:13, IUPUI None.
 YSU led for 37:23. IUPUI led for 00:00. Game was tied for 02:37.

	In	Off	2nd	Fast	Deadball
Points	Paint	T/O	Chance	Break	Rebounds
YSU	36	19	2	13	26
IUPUI	32	13	9	9	37

Score tied - 3 times.
 Lead changed - 0 times.

GAME #27 • IUPUI 74, OAKLAND 67 (INDIANA FARMERS COLISEUM)

Oakland 67 • 17-12, 9-7 HL

#	Player	Total		3-Ptr		Rebounds			PF	TP	A		TO	Blk	Stl	Min
		FG-FGA	FG-FGA	FT-FTA	FT-FTA	Off	Def	Tot			TO	Blk				
04	HAYES, Jalen	f	6-15	1-3	2-4	7	6	13	3	15	4	2	0	1	38	38
10	BROCK, Isaiah	f	1-1	0-0	0-1	2	3	5	4	2	1	1	4	1	20	20
01	NUNN, Kendrick	g	9-17	4-8	7-7	1	5	6	1	29	3	3	0	2	40-	40-
02	DANIELS, Nick	g	3-16	2-10	0-0	1	1	2	1	8	1	3	0	1	36	36
12	SCOTT, Stan	g	2-2	0-0	1-2	1	0	1	1	5	2	0	0	1	13	13
25	PALOMBIZIO, Chris		1-12	1-10	1-2	2	3	5	3	4	0	1	0	0	32	32
22	BECK, James		1-3	0-0	2-3	1	3	4	2	4	0	0	1	0	19	19
44	PALMER, Julius		0-0	0-0	0-0	0	1	1	0	0	0	0	0	0	2	2
Team						2	2	4								
Totals			23-66	8-31	13-19	17	24	41	15	67	11	10	5	6	200	200

FG % 1st Half: 13-32 40.6% 2nd half: 10-34 29.4% Game: 23-66 34.8% Deadball Rebounds 1
 3FG % 1st Half: 4-9 44.4% 2nd half: 4-22 18.2% Game: 8-31 25.8%
 FT % 1st Half: 6-10 60.0% 2nd half: 7-9 77.8% Game: 13-19 68.4%

IUPUI 74 • 10-17, 7-9 HL

#	Player	Total		3-Ptr		Rebounds			PF	TP	A		TO	Blk	Stl	Min
		FG-FGA	FG-FGA	FT-FTA	FT-FTA	Off	Def	Tot			TO	Blk				
24	HALL, Evan	f	5-11	0-0	3-5	4	8	12	1	13	1	3	2	0	28	28
45	BRENNAN, Aaron	f	5-10	1-1	7-7	0	7	7	3	18	1	0	1	1	29	29
10	ROGERS, Nick	g	0-1	0-0	0-0	0	2	2	1	0	4	2	0	0	17	17
22	McCALL, D.J.	g	5-11	0-0	2-2	1	3	4	4	12	3	1	1	1	34	34
25	PATTERSON, Ron	g	4-10	3-7	0-0	1	3	4	2	11	4	1	1	1	30	30
00	MINNETT, Jaylen		1-3	0-1	2-2	0	1	1	0	4	1	0	0	0	14	14
01	HENDERSON, T.J.		3-6	2-3	0-0	0	2	2	3	8	1	2	2	3	25	25
31	KIRBY, Maurice		4-5	0-0	0-2	3	4	7	2	8	1	1	1	0	14	14
32	GOSS, Elyjah		0-0	0-0	0-0	0	1	1	0	0	0	0	1	0	9	9
Team						0	0	0								
Totals			27-57	6-12	14-18	9	31	40	16	74	16	10	9	6	200	200

FG % 1st Half: 13-30 43.3% 2nd half: 14-27 51.9% Game: 27-57 47.4% Deadball Rebounds 1
 3FG % 1st Half: 4-7 57.1% 2nd half: 2-5 40.0% Game: 6-12 50.0%
 FT % 1st Half: 3-4 75.0% 2nd half: 11-14 78.6% Game: 14-18 77.8%

Officials: Terry Wymer (R), Courtney Green, Bill Ek
 Technical fouls: Oakland-None. IUPUI-None.
 Attendance: 1063

Score by periods	1st	2nd	Total
Oakland	36	31	67
IUPUI	33	41	74

Last FG - OAK 2nd-00:31, IUPUI 2nd-01:53.
 Largest lead - OAK by 5 1st-18:51, IUPUI by 8 2nd-14:38.
 OAK led for 07:13. IUPUI led for 28:47. Game was tied for 04:00.

Score tied - 6 times.
 Lead changed - 9 times.

	In	Off	2nd	Fast	Deadball
Points	Paint	T/O	Chance	Break	Rebounds
OAK	26	10	17	6	8
IUPUI	38	10	12	6	20

GAME #26 • IUPUI 76, MILWAUKEE 71 (OT) (MILWAUKEE, WISC)

IUPUI 76 • 9-17, 6-9

#	Player	Total		3-Ptr		Rebounds			PF	TP	A		TO	Blk	Stl	Min
		FG-FGA	FG-FGA	FT-FTA	FT-FTA	Off	Def	Tot			TO	Blk				
24	HALL, Evan	f	10-15	0-0	0-3	5	5	10	2	20	1	1	4	2	32	32
45	BRENNAN, Aaron	f	4-9	1-2	0-0	3	3	6	1	9	1	1	1	2	36	36
10	ROGERS, Nick	g	3-6	1-3	0-0	0	5	5	2	7	1	1	0	0	28	28
22	McCALL, D.J.	g	3-13	0-3	3-3	3	2	5	2	9	2	2	1	1	33	33
25	PATTERSON, Ron	g	3-6	2-3	0-0	0	4	4	5	8	0	0	2	1	25	25
00	MINNETT, Jaylen		0-3	0-1	3-4	0	1	1	0	3	1	1	0	0	18	18
01	HENDERSON, T.J.		6-12	2-4	0-1	0	3	3	3	14	3	3	0	1	31	31
31	KIRBY, Maurice		2-4	0-0	0-1	4	1	5	2	4	1	1	0	0	13	13
32	GOSS, Elyjah		1-2	0-0	0-0	2	0	2	2	2	0	0	0	0	9	9
Team						1	1	2								
Totals			32-70	6-16	6-12	18	25	43	19	76	10	10	8	7	225	225

FG % 1st Half: 17-39 43.6% 2nd half: 12-26 46.2% OT: 3-5 60.0% Game: 32-70 45.7% Deadball Rebounds 2
 3FG % 1st Half: 4-8 50.0% 2nd half: 1-7 14.3% OT: 1-1 100.0% Game: 6-16 37.5%
 FT % 1st Half: 0-0 0.0% 2nd half: 1-5 20.0% OT: 5-7 71.4% Game: 6-12 50.0%

Milwaukee 71 • 14-15, 7-9

#	Player		Total		3-Ptr		Rebounds			PF	TP	A			TO	Blk	Stl	Min
			FG-FGA	FG-FGA	FT-FTA	Off	Def	Tot	TO			Blk						
24	NZE, Bryce	f	4-6	0-1	1-2	7	10	17	3	9	1	2	4	1	43			
50	PRAHL, Brett	f	9-11	0-0	4-4	5	2	7	3	22	1	0	3	0	38			
00	BARNES, Bryce	g	0-1	0-1	1-5	0	2	2	3	1	1	0	0	0	20			
01	BELL, Jeremiah	g	9-22	4-9	7-8	1	2	3	3	29	1	4	0	4	35			
03	STULL, Brock	g	0-7	0-3	0-0	0	4	4	2	0	8	2	0	0	41			
05	WARREN-NEWSOME, C.		3-11	2-7	2-2	1	1	2	1	10	2	1	0	1	33			
13	HAAS, August		0-1	0-1	0-0	0	0	0	1	0	0	0	0	0	7			
14	JOHNSON, Vance		0-2	0-0	0-0	0	0	0	1	0	0	1	2	0	8			
	Team					1	3	4										
Totals			25-61	6-22	15-21	15	24	39	17	71	14	10	9	6	225			
FG % 1st Half: 13-24			54.2%	2nd half: 11-29	37.9%	OT: 1-8	12.5%	Game: 25-61	41.0%	Deadball								
3FG % 1st Half: 2-9			22.2%	2nd half: 4-9	44.4%	OT: 0-4	0.0%	Game: 6-22	27.3%	Rebounds								
FT % 1st Half: 4-5			80.0%	2nd half: 6-11	54.5%	OT: 0-5	100.0	Game: 15-21	71.4%	2								